

Ostrum US Equity

FUND FACTSHEET

MARKETING COMMUNICATION - EXCLUSIVELY FOR PROFESSIONAL INVESTORS OR NON-PROFESSIONALS INVESTED IN THE FUND ⁽¹⁾

SHARE CLASS: I/C (EUR) - FR0012267151

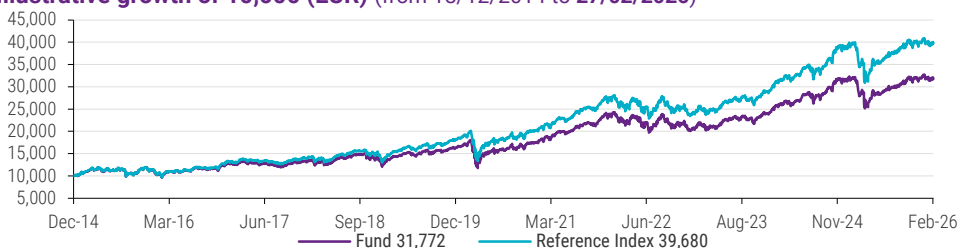
February 2026

Fund highlights

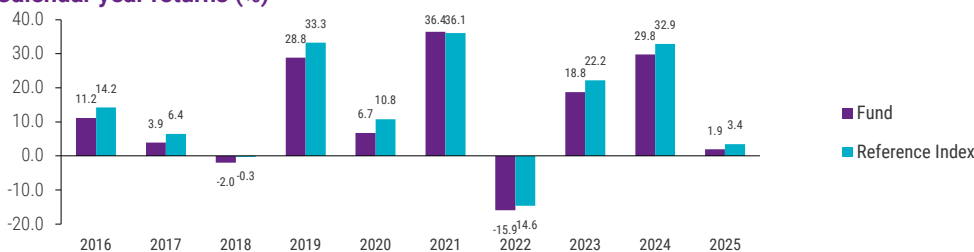
- Selection and weighting of securities based on non-financial criteria and objectives
- Implementation of active management and proprietary quantitative optimization methodology
- Aims to optimize the risk related to the benchmark with a moderate Tracking-Error objective
- Fund invested in stocks of Large and Mid-cap U.S. companies
- This product promotes environmental or social characteristics but does not have as its objective a sustainable investment. It might invest partially in assets that have a sustainable objective, for instance qualified as sustainable according to the EU classification.
- Minimum proportion of taxonomy alignment: 0%
- Minimum proportion of sustainable investments: 20%
- Art. 8

PERFORMANCE DATA SHOWN REPRESENTS PAST PERFORMANCE AND IS NOT A GUARANTEE OF FUTURE RESULTS.

Illustrative growth of 10,000 (EUR) (from 18/12/2014 to 27/02/2026)



Calendar year returns (%)



TOTAL RETURNS (%)	Fund	Reference Index
1 month	-0.17	-0.16
Year to date	-0.04	-0.19
3 months	-1.03	-1.39
1 year	1.32	2.30
3 years	49.41	60.28
5 years	74.93	90.28
10 years	198.10	269.68
Since inception	217.72	296.80

RISK MEASURES	1 year	3 years	5 years	10 years
Fund Standard Deviation (%)	17.92	14.68	15.30	16.55
Reference Index Standard Deviation (%)	18.93	15.16	15.66	16.66
Tracking Error (%)	1.90	1.61	1.86	1.81
Fund Sharpe Ratio*	-0.04	0.76	0.65	0.65
Reference Index Sharpe Ratio*	0.01	0.92	0.76	0.80
Information Ratio	-0.51	-1.68	-1.02	-1.34
Alpha (%)	-0.83	-1.75	-1.30	-1.98
Beta	0.94	0.96	0.97	0.99
R-Squared	0.99	0.99	0.99	0.99

* Risk free rate: performance over the period of capitalised EONIA chained with capitalised €STR since 30/06/2021, if applicable. Data calculated on a weekly basis.

ANNUALISED PERFORMANCE (%) (Month end)	Fund	Reference Index
3 years	14.32	17.03
5 years	11.83	13.73
10 years	11.54	13.97
Since inception	10.87	13.09

ANNUALISED PERFORMANCE (%) (Quarter end)	Fund	Reference Index
3 years	16.26	18.88
5 years	12.51	14.31
10 years	10.87	13.33
Since inception	11.04	13.31

ABOUT THE FUND

Investment objective

The objective of the UCITS is to outperform the MSCI USA Net Dividend Reinvested (DNR) index denominated in euros with a minimum investment horizon of five years, by incorporating Environmental, Social and Governance (ESG) criteria into its management. To do this, the fund will aim to keep to an annual ex-ante Tracking Error limit of less than 4% from the benchmark.

Overall Morningstar rating TM

★★★| 31/01/2026

Morningstar category TM

US Large-Cap Blend Equity

Reference Index

MSCI USA NET TR USD INDEX

The reference index does not intend to be consistent with the environmental or social characteristics promoted by the fund.

For non-hedged share classes in foreign currencies, the index is converted into the share class currency.

FUND CHARACTERISTICS

Classification AMF	International Equities
Legal structure	French mutual fund (FCP)
Share class inception	18/12/2014
Valuation frequency	Daily
Custodian	CACEIS BANK
Currency	USD
Cut off time	15:30 CET D
AuM	USDm 284.5
Recommended investment period	> 5 years
Investor type	Institutional

AVAILABLE SHARE CLASSES

Share class	ISIN	Bloomberg
I/C (EUR)	FR0012267151	SYEUICE FP
I/C (USD)	FR0012217008	SYEUICU FP
I/D (USD)	FR0012267144	SYEUIDU FP

RISK PROFILE

Lower risk	1	2	3	4	5	6	7	Higher risk
				4				

The category of the summary risk indicator is based on historical data.

Due to its exposure to equity markets, the Fund may experience significant volatility, as expressed by its rank on the above scale.

The Fund investment policy exposes it primarily to the following risks:

- Risk of capital loss

- Counterparty risk
- Currency risk
- Discretionary management risk
- Equity securities
- Interest rate risk
- Liquidity risk
- Risk of overexposure
- Risk related to temporary sales and repurchases of securities and the management of financial guarantees
- Model risk

The Fund is subject to sustainability risks.

For more information, please refer to the section detailing specific risks at the end of this document.

Some recent performance may be lower or higher. As the value of the capital and the returns change over time (notably due to currency fluctuations), the repurchase price of the shares can be higher or lower than their initial price. The performance indicated is based on the NAV (net asset value) of the share class, and is net of all charges applying to the fund but does not account for sale commissions, taxation or paying agent fees, and assumes that dividends if any are reinvested. Taking such fees or commissions into account would lower the returns. The performance of other share classes would be higher or lower based on the differences between the fees and the entry charges. In the periods where certain share classes are not subscribed or not yet created (inactive share classes), performance is calculated based on the actual performance of an active share class of the fund whose characteristics are considered by the management company as being closest to the inactive share class concerned, after adjusting it for the differences between the total expense ratios (TER), and converting any net asset value of the active share class in the currency in which the inactive share class is listed. The performance given for the inactive share class is the result of a calculation provided for information.

Please read the important information given in the additional notes at the end of this document.

⁽¹⁾ Please refer to the prospectus of the fund and to the KID before making any final investment decisions.

Ostrum US Equity

Portfolio analysis as of 27/02/2026



ASSET ALLOCATION (%)	Fund
Equities	97.3
Diversified Mutual Funds	1.3
Cash	1.5
Total	100.0

in % of AuM

MAIN ISSUERS (%)	Fund
NVIDIA CORP	7.5
APPLE INC	6.2
MICROSOFT CORP	4.9
ALPHABET INC	4.6
AMAZON.COM INC	3.4
META PLATFORMS INC	2.0
BROADCOM INC	1.9
TESLA INC	1.4
VISA INC	1.4
HOME DEPOT INC/THE	1.1
Total	34.4
Number of issuers per portfolio	147

Funds excluded

MAIN OVERWEIGHTING (%)	Fund	Reference Index	Spread
TEXAS PACIFIC LAND CORP	0.8	0.1	0.8
JOHNSON CONTROLS INTERNATIONAL PLC	0.8	0.2	0.6
DEERE & CO	0.9	0.3	0.6
APPLIED MATERIALS INC	1.1	0.5	0.6
TRANE TECHNOLOGIES PLC	0.8	0.2	0.6

MAIN UNDERWEIGHTING (%)	Fund	Reference Index	Spread
EXXON MOBIL CORP	-	1.1	-1.1
CHEVRON CORP	-	0.6	-0.6
CATERPILLAR INC	-	0.6	-0.6
COCA-COLA CO/THE	-	0.6	-0.6
WALMART INC	0.4	0.9	-0.5

SECTOR BREAKDOWN (%)	Fund	Reference Index
Information Technology	32.6	32.2
Financials	12.9	12.3
Health Care	10.5	9.9
Communication Services	10.2	10.6
Consumer Discretionary	8.9	9.9
Industrials	8.5	9.6
Consumer Staples	4.0	5.3
Real Estate	3.1	2.0
Materials	2.8	2.2
Energy	2.6	3.5
Utilities	1.3	2.4
Mutual Funds	1.3	-
Cash & cash equivalent	1.5	-

MSCI Breakdown

BREAKDOWN BY COUNTRY (%)	Fund	Reference Index
United States	97.1	100.0
Ireland	0.2	-
Mutual Funds	1.3	-
Cash & cash equivalent	1.5	-

The country displayed is the MSCI country, which can differ from the country of domicile, for some issuers

FEES	
All-in-Fee	0.70%
Max. sales charge	0.00%
Max. redemption charge	0.00%
Performance fees	0.00%
Minimum investment	50,000 USD or equivalent
NAV (27/02/2026)	31,771.53 EUR

The All-in fee represents the sum of Management fees and Administration fees. For further details, please refer to the definition at the end of the document.

MANAGEMENT

Management company
NATIXIS INVESTMENT MANAGERS INTERNATIONAL
Investment manager
OSTRUM ASSET MANAGEMENT

A responsible (1) European institutional investment management leader (2), Ostrum Asset Management supports its clients in their liability-driven investments, offering both asset management solutions and investment services.

(1) Ostrum AM was one of the first French asset manager signatories to the PRI in 2008. More details; www.unpri.org

(2) IPE Top 500 Asset Managers 2020 ranked Ostrum AM as the 77th largest asset manager, as at 12/31/2019. Any reference to a ranking, a rating or an award provides no guarantee for future performance.

Headquarters Paris
Founded 2018
Assets Under Management (Billion) USD 451.5 USD / EUR 384.4 (31/12/2025)

Portfolio managers
Pierre Savarzeix : began investment career in 1999; joined Ostrum Asset Management in 2008; Masters degree, ESSEC.

Nicolas Just CFA : began investment career in 1994 joined Ostrum AM in 2008; has managed the sub-fund since its inception; graduated from MBA, CEMS (Management), HEC Paris

INFORMATION

Prospectus enquiries
E-mail: ClientServicingAM@natixis.com

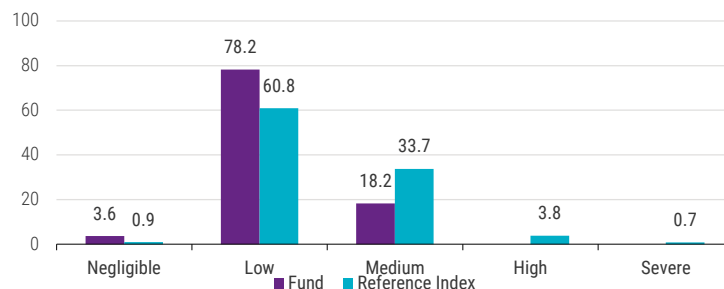
ESG Risk Categories

From lowest to highest risk

	Fund		Reference Index	
	Number of values	Weight (%)	Number of values	Weight (%)
Negligible	9	3.6	14	0.9
Low	111	78.2	284	60.8
Medium	27	18.2	202	33.7
High	0	-	34	3.8
Severe	0	-	5	0.7
Total	147	100.0	539	100.0

As some securities do not have an associated ESG risk category, the total may differ by 100%. An ESG Risk category is assigned only to securities. Cash is excluded and weightings are therefore rebased on the market value of the equities only.

ESG Risk Categories (%)



Source : Sustainalytics

ESG Risk Category - Reading grid

Negligible: 0-9.99 Negligible financial impact of ESG issues on the portfolio	Low: 10-19.99 Low financial impact of ESG issues on the low portfolio	Medium: 20-29.99 Moderate financial impact of ESG issues on the moderate portfolio	High: 30-39.99 High financial impact of ESG issues on the high portfolio	Severe: > 40 Severe financial impact of ESG issues on the portfolio
---	---	--	--	--

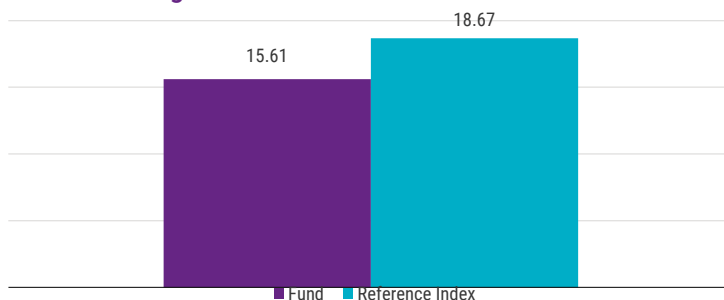
Each category captures a level of material financial impacts driven by ESG factors. The rating is rendered on a 0-100 scale, where lower scores are better, with 0 indicating that a company has no unmanaged ESG Risk.

ESG Risk Rating score

The lower the score, the lower the ESG risk

Fund	Reference Index
15.61	18.67

ESG Risk Rating score



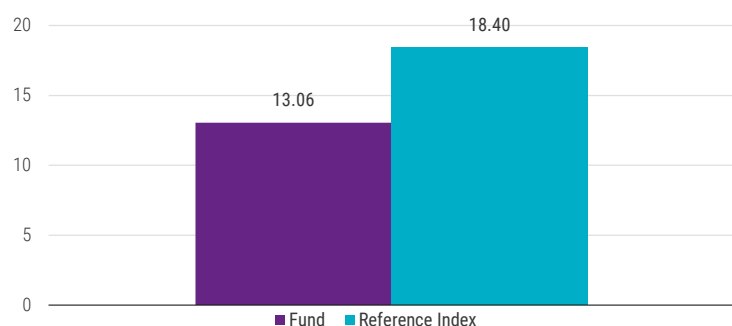
ESG risk ratings are interpreted as a measure of the unmanaged risk faced by companies, which could significantly impact their valuations. The lower a company's ESG risk rating, the lower its overall risk of a significant financial impact due to ESG factors. Sustainalytics' ESG risk ratings are made up of three basic elements which contribute to the overall score: Material ESG issues (or "MEI"), corporate governance and idiosyncratic issues.

The ESG risk rating is comprised of scores for 3 to 9 material ESG issues (out of a possible 20) and a corporate governance score. The indicators analysed on the various material ESG issues include (among others):

- carbon emissions, the use of resources such as water for the Environmental pillar,
- management of human capital through the company's training plans for the Social pillar and
- the quality of management and the integrity of the management committee for corporate governance.

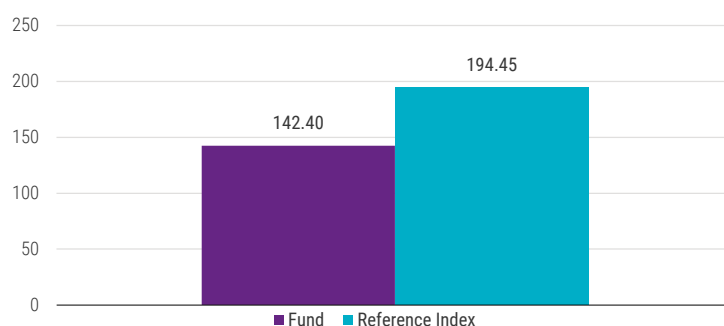
These scores will have different weightings depending on the sub-sector of the company being assessed, as well as its specific risk exposure. Any controversies involving a company are also incorporated into the ESG risk rating so that its performance in the rating is as close as possible to reality. For more information on the methodology used, please get in touch with your usual contact person at Natixis Investment Managers or visit www.sustainalytics.com/esg-ratings/

Carbon emissions (MTCO_{2e}) (Scope 1 & 2 & 3)



Coverage rate: 96 %

Carbon intensity (tCO_{2e} / USD M Sales) (Scope 1 & 2 & 3)



Coverage rate: 96 %

Carbon Emissions. Expressed in Million Tonnes CO_{2e} (MtCO_{2e}). Aggregated at the portfolio level, this metric is the weighted average of the 'carbon emissions' of the portfolio's emitters.

Carbon Intensity is the ratio between carbon emissions (Tonne CO_{2e}) and the company's revenue (million USD). Aggregated at the portfolio level, this metric is the weighted average of the 'carbon intensities' of the portfolio's emitters.

DEFINITION		
Type	Indicator	Definition
Corporates issuers	Trucost - S&P	- Scope 1 corresponds to emissions directly related to the activity of companies Examples: combustion of stationary and mobile sources, industrial processes excluding combustion, ruminant emissions, biogas from technical landfills, refrigerant leakage, nitrogen fertilization, biomasses. - Scope 2 refers to indirect emissions associated with the generation of electricity, heat or steam imported for the activities of the organisation. - Scope 3 corresponds to other greenhouse gas emissions related to the activities of a company but not the result of activities from assets directly owned or controlled by it. Scope 3 emissions therefore include several indirect sources of emissions in the company's supply chain.

Calculation of performance during periods of share class inactivity (if applicable)

For periods when certain share classes were unsubscribed or not yet created (the "inactive share classes"), performance is imputed using the actual performance of the fund's active share class which has been determined by the management company as having the closest characteristics to such inactive share class and adjusting it based on the difference in TERs and, where applicable, converting the net asset value of the active share class into the currency of quotation of the inactive share class. The quoted performance for such inactive share class is the result of an indicative calculation.

Illustrative Growth of 10,000

The graph compares the growth of 10,000 in a fund with that of an index. The total returns are not adjusted to reflect sales charges or the effects of taxation, but are adjusted to reflect actual ongoing fund expenses, and assume reinvestment of dividends and capital gains. If adjusted, sales charges would reduce the performance quoted. The index is an unmanaged portfolio of specified securities and cannot be invested in directly. The index does not reflect any initial or ongoing expenses. A fund's portfolio may differ significantly from the securities in the index. The index is chosen by the fund manager.

Risk Measures

The "Summary Risk Indicator" (SRI), as defined by the PRIIPs regulation, is a risk measure based on both market risk and credit risk. It is based on the assumption that you stay invested in the fund for the recommended holding period. It is calculated periodically and may change over time. The indicator is presented on a numerical scale from 1 (the lowest risk) to 7 (the highest risk). The risk measures below are calculated for funds with at least a three-year history.

Standard deviation is a statistical measure of the volatility of the fund's returns.

Tracking Error is reported as a standard deviation percentage difference between the performance of the portfolio and the performance of the reference index. The lower the Tracking Error, the more the fund performance resembles to the performance of its reference index.

The Sharpe ratio uses standard deviation and excess return to determine reward per unit of risk.

The Information Ratio is the difference between the fund's average annualized performance and the reference index divided by the standard deviation of the Tracking Error. The information ratio measures the portfolio manager's ability to generate excess returns relative to the reference index.

Alpha measures the difference between a fund's actual returns and its expected performance, given its level of risk (as measured by beta). Alpha is often seen as a measure of the value added or subtracted by a portfolio manager.

Beta is a measure of a fund's sensitivity to market movements. A portfolio with a beta greater than 1 is more volatile than the market, and a portfolio with a beta less than 1 is less volatile than the market.

R-squared reflects the percentage of a fund's movements that are explained by movements in its benchmark index, showing the degree of correlation between the fund and the benchmark. This figure is also helpful in assessing how likely it is that alpha and beta are statistically significant.

Morningstar Rating and Category

© 2026 Morningstar. All Rights Reserved. The information, data, analyses and opinions ("Information") contained herein (1) include Morningstar's confidential and proprietary information (2) may not be copied or redistributed, (3) do not constitute investment advice (4) are provided solely for informational purposes (5) are not warranted to be complete, accurate or timely and (6) are drawn from fund data published on various dates. The information is provided to you at your own risk. Morningstar is not responsible for any trading decisions, damages or other losses related to the Information or its use. Please verify all of the Information before using it and don't make any investment decision except upon the advice of a professional financial adviser. Past performance is no guarantee of future results. The value and income derived from investments can go up or down. The Morningstar rating applies to funds having at least 3 years of history. It takes into account subscription fee, the yield without risk and the standard deviation to calculate for every fund its ratio MRAR (Morningstar Risk Adjust Return). Funds are then classified in decreasing order by MRAR: first 10 percent receive 5 stars, the following 22.5 percent 4 stars, the following 35 percent 3 stars, following 22.5 percent 2 stars, the last 10 percent receive 1 star. Funds are classified within 180 European categories.

Asset allocation

Cash offset for Derivatives represents the amount of cash the portfolio manager should borrow if he is Long exposed via derivatives and vice versa. The weighting of the portfolio in various asset classes, including "Other," is shown in this table. "Other" includes security types that are not neatly classified in the other asset classes, such as convertible bonds and preferred stocks. In the table, allocation to the classes is shown for long positions, short positions, and net (long positions net of short) positions. These statistics summarize what the managers are buying and how they are positioning the portfolio. When short positions are captured in these portfolio statistics, investors get a more robust description of the funds' exposure and risk.

Fund Charges: The "All-in Fee" is defined as the aggregate of Management Fees and Administration Fees paid annually by each Sub-Fund, other than taxes (such as "Taxe d'abonnement") and expenses relating to the creation or liquidation of any Sub-Fund or Share Class; the All-in Fee shall not exceed such percentage of each Sub-Fund's average daily net asset value as indicated in each Sub-Fund's description under "Characteristics." The All-in Fee paid by each Share Class, as indicated in each Sub-Fund's description, does not necessarily include all the expenses linked to the FCP's investments (such as the taxe d'abonnement, brokerage fees, expenses linked to withholding tax reclaims) that are paid by such FCP. Unless otherwise provided for in any Sub-Fund's description, if the yearly actual expenses paid by any Sub-Fund exceed the applicable All-in Fee, the Management Company will support the difference and the corresponding income will be recorded under Management Company fees in the FCP's audited annual report. If the yearly actual expenses paid by each Sub-Fund are lower than the applicable All-in Fee, the Management Company will keep the difference and the corresponding charge will be recorded under Management Company fees in the FCP's audited annual report.

Equity Portfolio Statistics (if applicable)

The referenced data elements below are a weighted average of the long equity holdings in the portfolio. The Price/Earnings ratio is a weighted average of the price/earnings ratios of the stocks in the underlying fund's portfolio. The P/E ratio of a stock is calculated by dividing the current price of the stock by its trailing 12-month earnings per share. The Price/Cash Flow ratio is a weighted average of the price/cash-flow ratios of the stocks in a fund's portfolio. Price/cash flow shows the ability of a business to generate cash and acts as a gauge of liquidity and solvency. The Price/Book ratio is a weighted average of the price/book ratios of all the stocks in the underlying fund's portfolio. The P/B ratio of a company is calculated by dividing the market price of its stock by the company's per-share book value. Stocks with negative book values are excluded from this calculation. Dividend Yield is the rate of return on an investment expressed as a percent. Yield is calculated by dividing the amount you receive annually in dividends or interest by the amount you spent to buy the investment.

Fixed-income Portfolio Statistics (if applicable)

The referenced data elements below are a weighted average of the long fixed-income holdings in the portfolio. Duration measures the sensitivity of a fixed income security's price to changes in interest rates. Average maturity is a weighted average of all the maturities of the bonds in a portfolio, computed by weighting each maturity date by the market value of the security. Modified Duration is inversely related to percentage change in price on an average for a specific change in yield. The average coupon corresponds to the individual coupon of each bond in the portfolio, weighted by the nominal amount of these very same securities. The average coupon is calculated only on fixed-rate bonds. The Yield to maturity (YTM) reflects the total return of a bond, if the bond is held until maturity, considering all the payments are reinvested at the same rate. This indicator can be calculated at the portfolio level, by weighting the individual YTM by the market value of each bond.

Performance fees

The performance fee applicable to a particular share class is calculated according to an indexed assets approach, i.e. based on a comparison of the valued assets of the UCITS and the reference assets, which serves as a basis for the calculation of the performance fee. The reference period, which corresponds to the period during which the performance of the UCITS is measured and compared to that of the reference index, is capped at five years. The management company shall ensure that, over a performance period of a maximum five years, any underperformance of the UCITS in relation to the reference index is compensated for before performance fees become payable. The start date of the reference period and starting value of the performance reference assets will be reset if underperformance has not been compensated for and ceases to be relevant as the five-year period elapses.

Special Risk Considerations

Risk of capital loss: the net asset value is likely to fluctuate widely because of the financial instruments that make up the Fund's portfolio. Under these conditions, the invested capital may not be fully returned, including for an investment made over the recommended investment period.

Counterparty risk: The Fund uses over-the-counter derivatives and/or temporary sales and repurchases of securities. These transactions, undertaken with one or more eligible counterparties, potentially expose the Fund to the risk that one of its counterparties could fail, which could lead to a default in payment.

Currency risk: The risk of a fall in a currency other than the euro for a security included in the Fund's portfolio compared to the euro (the Fund's reference currency). The Fund may incur a currency risk as a result of positions in its portfolio denominated in currencies other than the euro. It should also be noted that the use of financial instruments to hedge currency risk entails a cost to the Fund. In this case, as securities denominated in a currency other than the euro are systematically hedged against currency risk, the Fund's exposure currency risk will be residual.

Discretionary management risk: the Fund's discretionary management style is based on anticipating trends in the various markets in which the Fund manager operates. Consequently, there is a risk that the Fund will not always be invested in the best-performing markets.

Equity securities: Equity securities are volatile and can decline significantly in response to broad market and economic conditions.

Interest rate risk: as certain alternative management strategies (interest rate arbitrage, futures funds, and global macro) may have either a positive or negative exposure to interest rates. These exposures may cause the fund's net asset value to fall in line with changes in the interest rate markets. However, this risk is limited through strategies which are not tied to the main interest rate markets.

Liquidity risk: the liquidity risk, which may arise in the event of large-scale redemptions of fund units, is tied to the difficulty in closing out positions under optimal financial conditions.

Risk of overexposure: the method used to calculate the commitment helps determine the risk budgets associated with the various strategies. Thus, the Fund will be exposed, based on its variable levels of exposure to the different types of risks mentioned in this prospectus, while staying in line with the risk budgets as defined in the Fund's investment strategy. The level of exposure mainly depends on the strategies put in place, but also on market conditions. The level of exposure to the various risks may result in a faster and/or greater decline in net asset value than the decline in the markets underlying those risks.

Risk related to temporary sales and repurchases of securities and the management of financial guarantees: temporary sales and repurchases of securities are likely to create risks for the Fund, such as counterparty risk defined above. The management of guarantees may create risks for the Fund, such as liquidity risk (i.e., the risk that a security received as collateral is not sufficiently liquid and cannot be sold quickly if the counterparty defaults) and, where applicable, the risks associated with the re-use of cash deposited as collateral (i.e., mainly the risk that the Fund cannot repay the counterparty).

Model risk: the UCITS management process is based on developing a systematic model that identifies signals based on past statistical results. There is a risk of the model not being efficient, as there is no guarantee that past market situations will recur in the future.

Sustainability risk: The Fund is subject to sustainability risks as defined in the Regulation 2019/2088 (article 2(22)) by environmental, social or governance event or condition that, if it occurs, could cause an actual or a potential material negative impact on the value of the investment. More information on the framework related to the incorporation of sustainability risks can be found on the website of the Management Company and the Delegated Investment Manager.

Please refer to the full prospectus, for additional details on risks.

Natixis Investment Managers International - a portfolio management company authorized by the Autorité des Marchés Financiers (French Financial Markets Authority - AMF) under no. GP 90-009, and a simplified joint-stock company (société par actions simplifiée - SAS) registered in the Paris Trade and Companies Register under no. 329 450 738. Registered office: 43 avenue Pierre Mendès France, 75013 Paris.

Ostrum Asset Management, a subsidiary of Natixis Investment Managers International, is a French asset manager authorized by the Autorité des Marchés Financiers (Agreement No. GP18000014) and licensed to provide investment management services in the EU.

Distribution of this document may be restricted in certain countries. The fund is not authorized for sale in all jurisdictions and its offering and sale may be limited by the local regulator to certain types of investors. Natixis Investment Managers International or its affiliates may receive or pay fees or rebates in relation to the fund. The tax treatment relating to the holding, acquisition or disposal of shares or units in the fund depend on each investor's tax status or treatment and may be subject to change. Please ask your financial advisor if you have any questions. It is the responsibility of your financial advisor to ensure that the offering and sale of fund shares complies with the relevant national law.

The fund may not be offered or sold in the USA, to citizens or residents of the USA, or in any other country or jurisdiction where it would be unlawful to offer or sell the fund.

This material has been provided for information purposes only to investment service providers or other Professional Clients, Qualified or Institutional Investors and, when required by local regulation, only at their written request. This material must not be used with Retail Investors. It is the responsibility of each investment service provider to ensure that the offering or sale of fund shares or third party investment services to its clients complies with the relevant national law.

Please read the Prospectus and Key Information Document carefully before investing. If the fund is registered in your jurisdiction, these documents are also available free of charge and in the official language of the country of registration at the Natixis Investment Managers website (im.natixis.com/intl/intl-fund-documents).

To obtain a summary of investor rights in the official language of your jurisdiction, please consult the legal documentation section of the website (im.natixis.com/intl/intl-fund-documents).

In the E.U.: Provided by Natixis Investment Managers International or one of its branch offices listed below. Natixis Investment Managers International is a portfolio management company authorized by the Autorité des Marchés Financiers (French Financial Markets Authority - AMF) under no. GP 90-009, and a simplified joint-stock company (société par actions simplifiée - SAS) registered in the Paris Trade and Companies Register under no. 329 450 738. Registered office: 43 avenue Pierre Mendès France, 75013 Paris. **Germany:** Natixis Investment Managers International, Zweigniederlassung Deutschland (Registration number: HRB 129507). Registered office: Senckenberganlage 21, 60325 Frankfurt am Main. **Italy:** Natixis Investment Managers International Succursale Italiana (Registration number: MI-2637562). Registered office: Via Adalberto Catena, 4, 20121 Milan, Italy. **Netherlands:** Natixis Investment Managers International, Dutch Branch (Registration number: 000050438298), Registered office: Amsterdam WTC, Zuidplein 36, WTC, Tower 1, 4th Floor, 1077XV Amsterdam, The Netherlands. **Spain:** Natixis Investment Managers International S.A., Sucursal en España (Registration number: NIF W0232616C), Registered office: Serrano nº90, 6th Floor, 28006 Madrid, Spain. **Luxembourg:** Natixis Investment Managers International, Luxembourg branch (Registration number: B283713), Registered office: 2, rue Jean Monnet, L-2180 Luxembourg, Grand Duchy of Luxembourg. **Belgium:** Natixis Investment Managers International, Belgian branch (Registration number: 1006.931.462), Gare Maritime, Rue Picard 7, Bte 100, 1000 Bruxelles, Belgium. **In Switzerland:** Provided for information purposes only by Natixis Investment Managers, Switzerland Sàrl (Registration number: CHE-114.271.882), Rue du Vieux Collège 10, 1204 Geneva, Switzerland or its representative office in Zurich, Schweizergasse 6, 8001 Zürich.

In the British Isles: Provided by Natixis Investment Managers UK Limited which is authorised and regulated by the UK Financial Conduct Authority (FCA firm reference no. 190258) - registered office: Natixis Investment Managers UK Limited, Level 4, Cannon Bridge House, 25 Dowgate Hill, London, EC4R 2YA. When permitted, the distribution of this material is intended to be made to persons as described as follows: in the United Kingdom: this material is intended to be communicated to and/or directed at investment professionals and professional investors only; in Ireland: this material is intended to be communicated to and/or directed at professional investors only; in Guernsey: this material is intended to be communicated to and/or directed at only financial services providers which hold a license from the Guernsey Financial Services Commission; in Jersey: this material is intended to be communicated to and/or directed at professional investors only; in the Isle of Man: this material is intended to be communicated to and/or directed at only financial services providers which hold a license from the Isle of Man Financial Services Authority or insurers authorised under section 8 of the Insurance Act 2008.

In the DIFC: Provided in and from the DIFC financial district by Natixis Investment Managers Middle East (DIFC Branch) which is regulated by the DFSA. Related financial products or services are only available to persons who have sufficient financial experience and understanding to participate in financial markets within the DIFC, and qualify as Professional Clients or Market Counterparties as defined by the DFSA. No other person should act upon this material. Registered office: Unit L10-02, Level 10, JCD Brookfield Place, DIFC, PO Box 506752, Dubai, United Arab Emirates.

In Singapore: Provided by Natixis Investment Managers Singapore Limited (NIM Singapore) having office at 5 Shenton Way, #22-05/06, UIC Building, Singapore 068808 (Company Registration No. 199801044D) to distributors and qualified investors for information purpose only. NIM Singapore is regulated by the Monetary Authority of Singapore under a Capital Markets Services Licence to conduct fund management activities and is an exempt financial adviser. Mirova Division (Business Name Registration No.: 53431077W) and Ostrum Division (Business Name Registration No.: 53463468X) are part of NIM Singapore and are not separate legal entities. This advertisement or publication has not been reviewed by the Monetary Authority of Singapore.

In Taiwan: Provided by Natixis Investment Managers Securities Investment Consulting (Taipei) Co., Ltd., a Securities Investment Consulting Enterprise regulated by the Financial Supervisory Commission of the R.O.C. Registered address: 34F., No. 68, Sec. 5, Zhongxiao East Road, Xinyi Dist., Taipei City 11065, Taiwan (R.O.C.), license number 2020 FSC SICE No. 025, Tel. +886 2 8789 2788.

In Hong Kong: Provided by Natixis Investment Managers Hong Kong Limited to professional investors for information purpose only.

In Australia: Provided by Natixis Investment Managers Australia Pty Limited (ABN 60 088 786 289) (AFSL No. 246830) and is intended for the general information of financial advisers and wholesale clients only.

In Korea: Provided by Natixis Investment Managers Korea Limited (Registered with Financial Services Commission for General Private Collective Investment Business) to distributors and qualified investors for information purpose only.

In New Zealand: This document is intended for the general information of New Zealand wholesale investors only and does not constitute financial advice. This is not a regulated offer for the purposes of the Financial Markets Conduct Act 2013 (FMCA) and is only available to New Zealand investors who have certified that they meet the requirements in the FMCA for wholesale investors. Natixis Investment Managers Australia Pty Limited is not a registered financial service provider in New Zealand.

In Colombia: Provided by Natixis Investment Managers International Oficina de Representación (Colombia) to professional clients for informational purposes only as permitted under Decree 2555 of 2010. Any products, services or investments referred to herein are rendered exclusively outside of Colombia. This material does not constitute a public offering in Colombia and is addressed to less than 100 specifically identified investors.

In Latin America: Provided by Natixis Investment Managers International.

In Chile: Esta oferta privada se inicia el día de la fecha de la presente comunicación. La presente oferta se acoge a la Norma de Carácter General N° 336 de la Superintendencia de Valores y Seguros de Chile. La presente oferta versa sobre valores no inscritos en el Registro de Valores o en el Registro de Valores Extranjeros que lleva la Superintendencia de Valores y Seguros, por lo que los valores sobre los cuales ésta versa, no están sujetos a su fiscalización. Que por tratarse de valores no inscritos, no existe la obligación por parte del emisor de entregar en Chile información pública respecto de estos valores. Estos valores no podrán ser objeto de oferta pública mientras no sean inscritos en el Registro de Valores correspondiente.

In Mexico: Provided by Natixis IM Mexico, S. de R.L. de C.V., which is not a regulated financial entity, securities intermediary, or an investment manager in terms of the Mexican Securities Market Law (Ley del Mercado de Valores) and is not registered with the Comisión Nacional Bancaria y de Valores (CNBV) or any other Mexican authority. Any products, services or investments referred to herein that require authorization or license are rendered exclusively outside of Mexico. While shares of certain ETFs may be listed in the Sistema Internacional de Cotizaciones (SIC), such listing does not represent a public offering of securities in Mexico, and therefore the accuracy of this information has not been confirmed by the CNBV. Natixis Investment Managers is an entity organized under the laws of France and is not authorized by or registered with the CNBV or any other Mexican authority. Any reference contained herein to "Investment Managers" is made to Natixis Investment Managers and/or any of its investment management subsidiaries, which are also not authorized by or registered with the CNBV or any other Mexican authority.

In Uruguay: Provided by Natixis IM Uruguay S.A.. Office: San Lucar 1491, Montevideo, Uruguay, CP 11500. The sale or offer of any units of a fund qualifies as a private placement pursuant to section 2 of Uruguayan law 18,627.

In Brazil: Provided to a specific identified investment professional for information purposes only by Natixis Investment Managers International. This communication cannot be distributed other than to the identified addressee. Further, this communication should not be construed as a public offer of any securities or any related financial instruments. Natixis Investment Managers International is a portfolio management company authorized by the Autorité des Marchés Financiers (French Financial Markets Authority - AMF) under no. GP 90-009, and a simplified joint-stock company (société par actions simplifiée - SAS) registered in the Paris Trade and Companies Register under no. 329 450 738. Registered office: 43 avenue Pierre Mendès France, 75013 Paris.

The above referenced entities are business development units of Natixis Investment Managers, the holding company of a diverse line-up of specialised investment management and distribution entities worldwide. The investment management subsidiaries of Natixis Investment Managers conduct any regulated activities only in and from the jurisdictions in which they are licensed or authorised. Their services and the products they manage are not available to all investors in all jurisdictions.

Although Natixis Investment Managers believes the information provided in this material to be reliable, including that from third party sources, it does not guarantee the accuracy, adequacy, or completeness of such information. May not be redistributed, published, or reproduced, in whole or in part.

In the United States: Provided by Natixis Distribution, LLC, 888 Boylston St., Boston, MA 02199 for U.S. financial advisors who do business with investors who are not U.S. Persons (as that term is used in Regulation S under the Securities Act of 1933) or persons otherwise present in the U.S. It may not be redistributed to U.S. Persons or persons present in the U.S. Natixis Investment Managers includes all of the investment management and distribution entities affiliated with Natixis Distribution, LLC and Natixis Investment Managers International.

This document may contain references to copyrights, indexes and trademarks that may not be registered in all jurisdictions. Third party registrations are the property of their respective owners and are not affiliated with Natixis Investment Managers or any of its related or affiliated companies (collectively "Natixis"). Such third party owners do not sponsor, endorse or participate in the provision of any Natixis services, funds or other financial products.

The index information contained herein is derived from third parties and is provided on an "as is" basis. The user of this information assumes the entire risk of use of this information. Each of the third party entities involved in compiling, computing or creating index information, disclaims all warranties (including, without limitation, any warranties of originality, accuracy, completeness, timeliness, non-infringement, merchantability and fitness for a particular purpose) with respect to such information.

The provision of this material and/or reference to specific securities, sectors, or markets within this material does not constitute investment advice, or a recommendation or an offer to buy or to sell any security, or an offer of any regulated financial activity. Investors should consider the investment objectives, risks and expenses of any investment carefully before investing. The analyses, opinions, and certain of the investment themes and processes referenced herein represent the views of the individual(s) as of the date indicated. These, as well as the portfolio holdings and characteristics shown, are subject to change and cannot be construed as having any contractual value. There can be no assurance that developments will transpire as may be forecasted in this material. The analyses and opinions expressed by external third parties are independent and does not necessarily reflect those of Natixis Investment Managers. Any past performance information presented is not indicative of future performance.

This material may not be redistributed, published, or reproduced, in whole or in part.

All amounts shown are expressed in USD unless otherwise indicated. Natixis Investment Managers may decide to terminate its marketing arrangements for this fund in accordance with the relevant legislation.