



An affiliate of



Marketing communication

OSTRUM GLOBAL MINVOL EQUITY

March 2026

Marketing Communication. Please refer to the prospectus of the fund and to the KIID before making any final investment decision. This fund is a Sub-fund of the Natixis AM Funds SICAV domiciled in Luxembourg and authorized by the financial regulator, the CSSF as a UCITS. Natixis Investment Managers International is the management company and has delegated financial management to Ostrum AM. The Fund is subject to sustainability risks as defined in the Regulation 2019/2088 (article 2(22)) by environmental, social or governance event or condition that, if it occurs, could cause an actual or a potential material negative impact on the value of the investment. More information on the framework related to the incorporation of Sustainability can be found on the website of the Management Company and the Delegated Investment Manager. The fund does not have the French SRI Label.

Intended exclusively for professional clients.

- Enhancing your power to act



OSTRUM GLOBAL MINVOL EQUITY

Fund risks

Investing in Ostrum Global MinVol Equity potentially involves the following risks:

- capital loss,
- equity securities,
- model,
- small and mid capitalization companies,
- emerging markets,
- exchange rates,
- geographic and portfolio concentration,
- derivatives,
- discretionary management,
- counterparty,
- durability,
- changes in laws and/or tax regimes
- ESG driven investments

The net asset value may vary substantially on the upside as well as on the downside because of the financial instruments held in the portfolio. Under these circumstances, the invested capital may not be recovered entirely, even if the investment is held for the recommended investment period. More information on the framework related to the incorporation of Sustainability can be found on the website of the Management Company and the Delegated Investment Manager.

OSTRUM GLOBAL MINVOL EQUITY'S ESG APPROACH – OVERVIEW

SUSTAINABLE INVESTMENT



The fund promotes Environmental and social (E/S) characteristics and, although it does not aim at sustainable investment, **it will include at least 20% of sustainable investments.**



SFDR Article 8 Fund

SUSTAINABLE INDICATORS Environmental, Social and Governance indicators



- Maintain the fund's **Carbon Intensity** below that of the initial investment universe
- Maintain an average **level of independence of the Board of Directors** higher than that of the initial investment universe
- 20% of the less well rated securities from an ESG point of view are excluded from the investment universe

TAXONOMY ALIGNMENT



The management company considers it preferable, as a precautionary measure, to indicate that **the percentage of the fund's investments in activities aligned with the Taxonomy's environmental and social objectives represents 0%** of the net assets of the fund, as of the date of this document. However, the position will be reviewed as the underlying rules are finalised and the availability of reliable data increases over time.

This SFDR Article 8 fund promotes environmental or social characteristics but does not have as its objective a sustainable investment. It might invest partially in assets that have a sustainable objective, for instance qualified as sustainable according to the EU classification. SFDR: Sustainable Finance Disclosure Regulation. For more information on the sustainability aspects of the fund, please refer to the document provided for in Article 10 of the SFDR entitled 'Publication of sustainability information' available on the website <https://www.im.natixis.com/fr/accueil>.

MARCH 2026: KEY POINTS

Figures refer to previous years. Past performance does not guarantee future results

Performance: In March, the fund ended the month with a performance of -3.9% compared to -4.9% for the MSCI AC World €. Year-to-date, the fund's performance stands at +3.0% versus -1.3% for the index. Over one year, the fund's volatility is 9.7% compared to 14.1% for the index.

Markets: March marked a sharp break from the macroeconomic environment that prevailed at the start of the year. The global economy faced a historic surge in oil and natural gas prices following a military escalation in Iran. In the United States and Europe, inflation rebounded, casting doubt on central banks' prospects for reducing key interest rates. The ECB acknowledged weakened growth in the Eurozone. Asia is the most exposed region as, beyond inflation, the conflict in Iran disrupts trade routes and increases economic uncertainty.

Equity markets underwent a major correction, ending the rally of previous months, with significant declines in stock indices in Asia, Europe, and to a lesser extent in the USA. The Energy and defensive sectors were favored, while the financial and cyclical sectors suffered. In particular, the Technology segment, especially Software stocks, experienced a historic correction, posting its worst quarterly performance since the 2008 Financial Crisis.

Performance Analysis: In March, the fund's outperformance is explained by a positive selection effect, mainly within the Industrials and Healthcare sectors. Contributions came from stocks such as Brenntag (+9.5% for the month), IMCD (+10%), and Leonardo (+2.2%) on the one hand, and from Royalty Pharma (+6.4%) and United Therapeutics (+20.6%) on the other. In contrast, the underweighting of the Energy sector, as well as the overweighting of Consumer Staples, offset a portion of the gain.

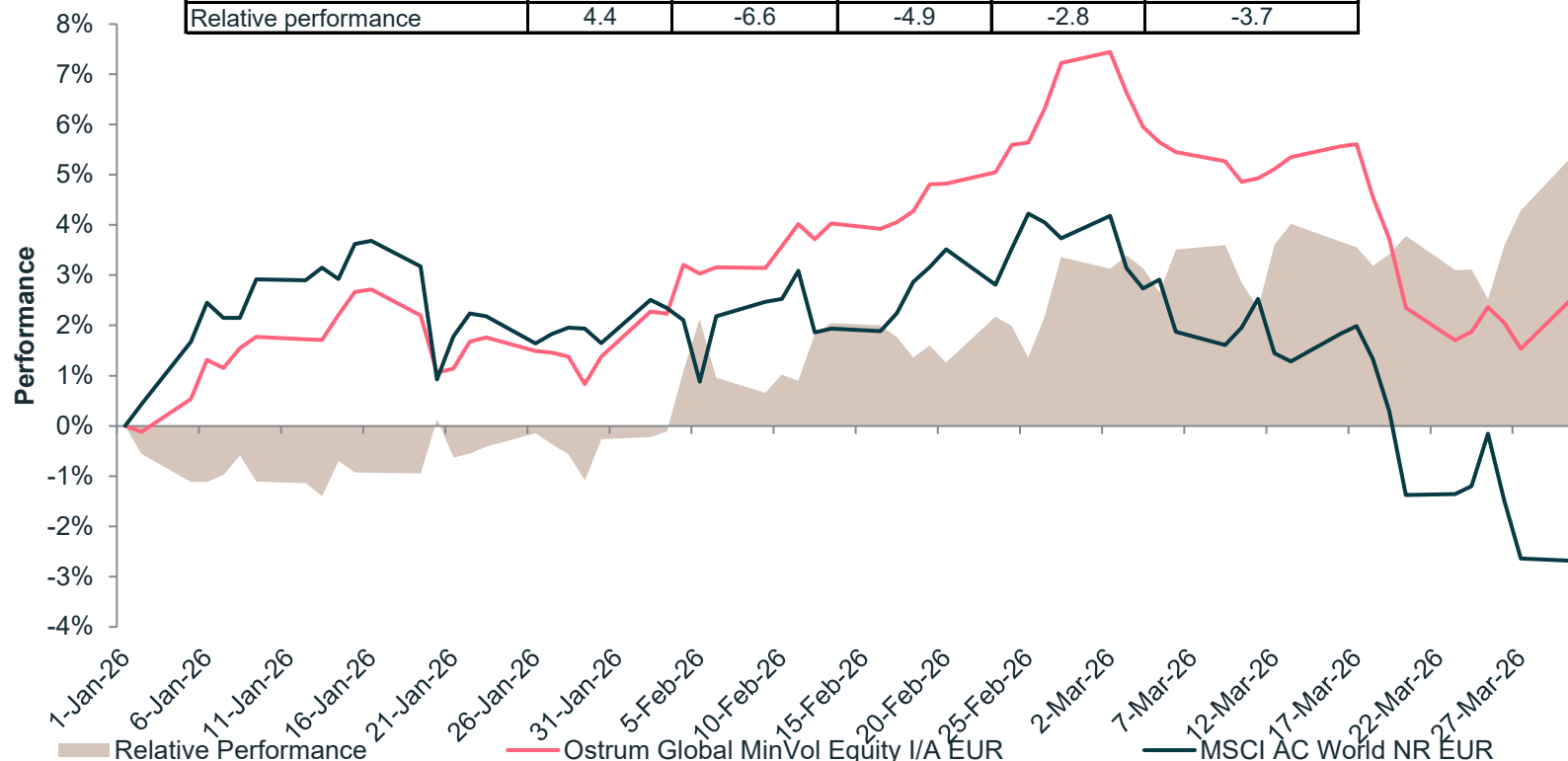
Source: Ostrum AM, Bloomberg. As of 31/03/2026. The analyses and opinions referenced herein represent the subjective views of the author(s) as referenced, are as of the date shown and are subject to change without prior notice. There can be no assurance that developments will transpire as may be forecasted in this material. The performance are net of fees and refer to the sub-fund's I share class unless mentioned otherwise.

YTD NET PERFORMANCE

Figures refer to previous years. Past performance does not guarantee future results

Ostrum Global MinVol Equity

As of 31/03/2026	Net performance (in %)				
	YTD	1 an	3Y (ann.)	5Y (ann.)	Since Inception (ann.)
Ostrum Global MinVol I/A €	3.0	5.1	8.7	6.8	7.8
MSCI AC World NR €	-1.3	12.5	14.3	9.9	11.9
Relative performance	4.4	-6.6	-4.9	-2.8	-3.7

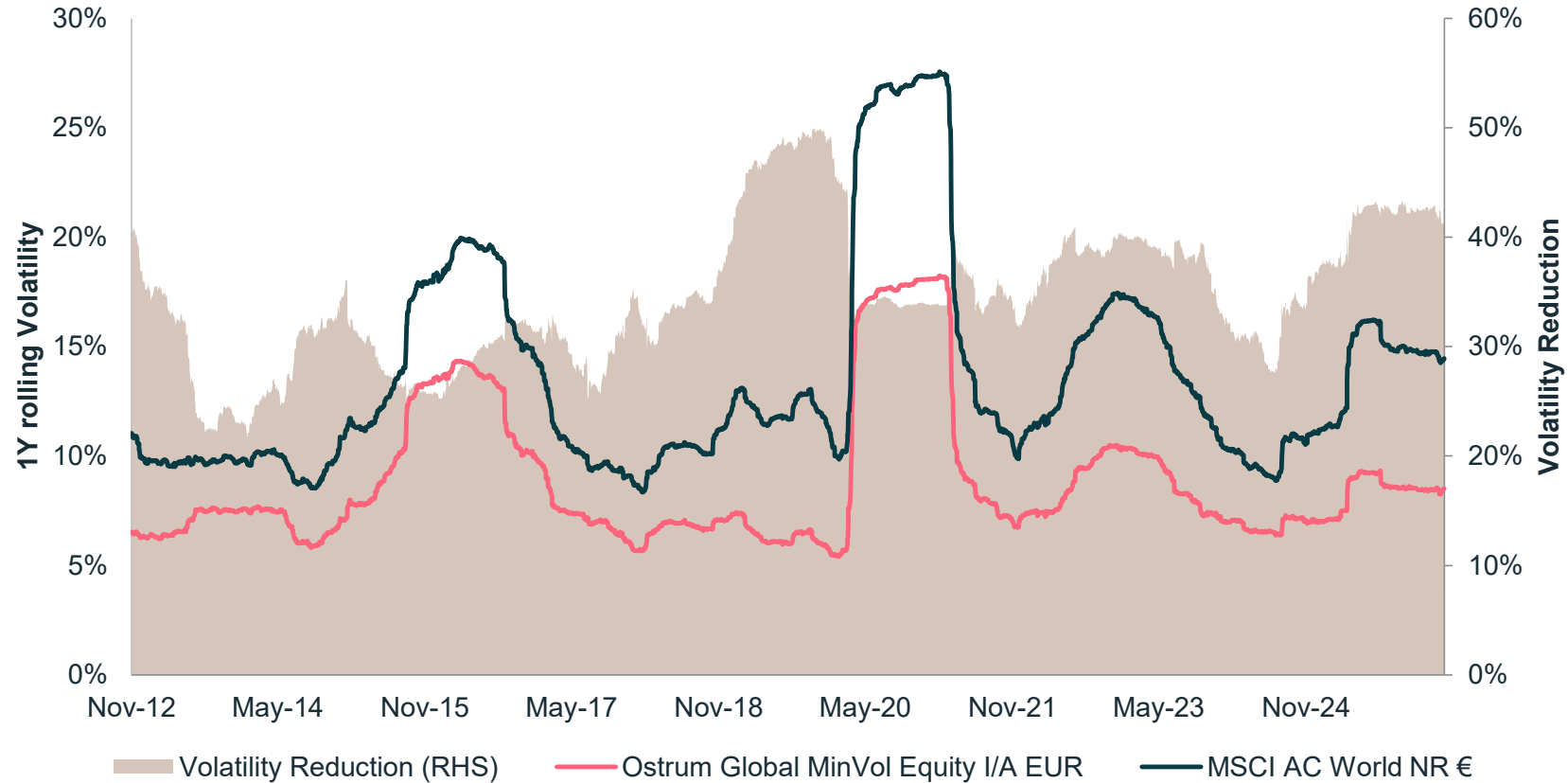


Source: Ostrum AM, Bloomberg, As of 31/03/2026. Benchmark: MSCI ACWI NR EUR. More information on the index available on: <https://www.msci.com/indexes/index/892400>

VOLATILITY REDUCTION

Figures refer to previous years. Past performance does not guarantee future results.

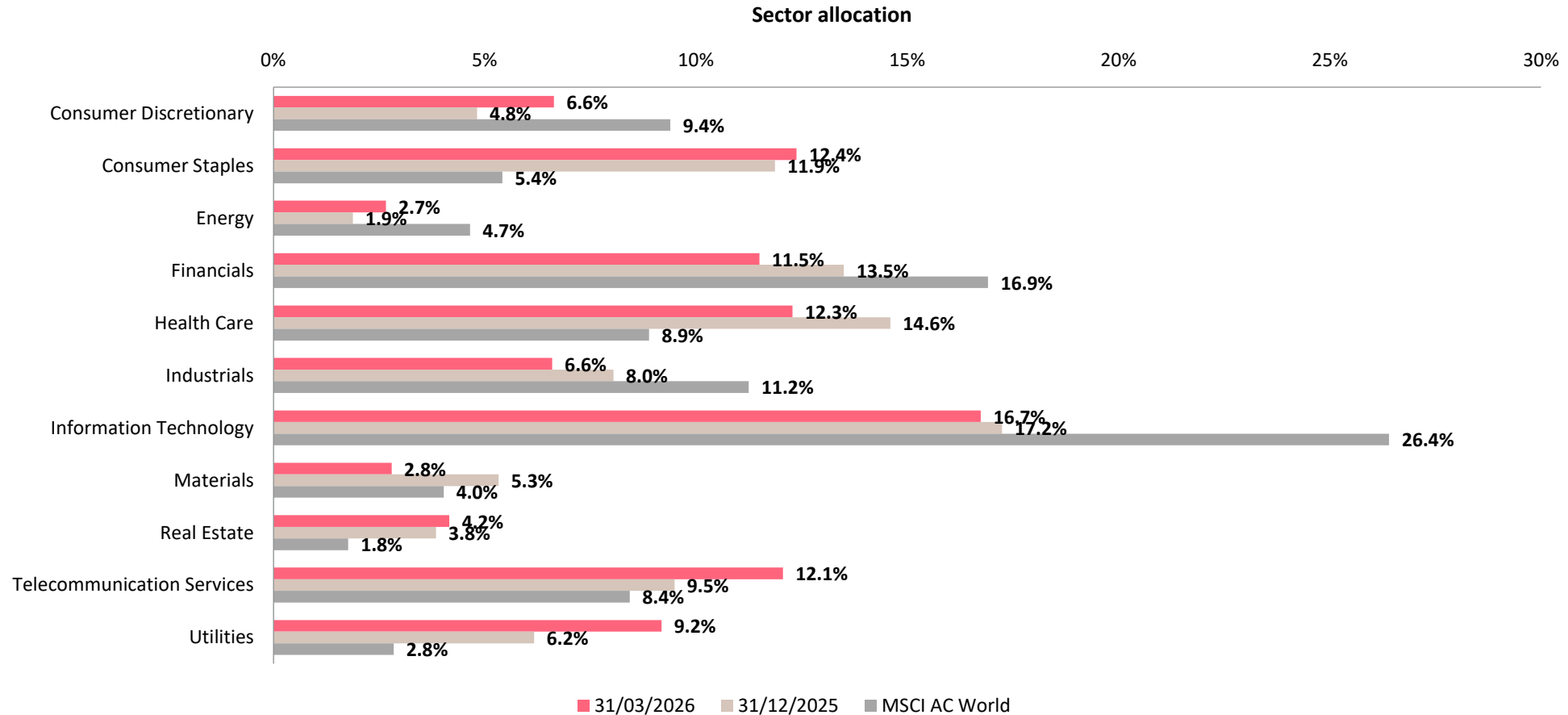
Ostrum Global MinVol Equity



Source: Ostrum AM, Bloomberg, As of 31/03/2026. Benchmark: MSCI ACWI NR EUR. More information on the index available on: <https://www.msci.com/indexes/index/892400>
The left hand scale represents the 1Y rolling volatility, the right hand scale represents the volatility reduction

YTD – SECTOR VIEW

Ostrum Global MinVol Equity



Source: Ostrum AM, Factset. As of 31/03/2026. Benchmark: MSCI ACWI NR EUR. More information on the index available on: <https://www.msci.com/indexes/index/892400>

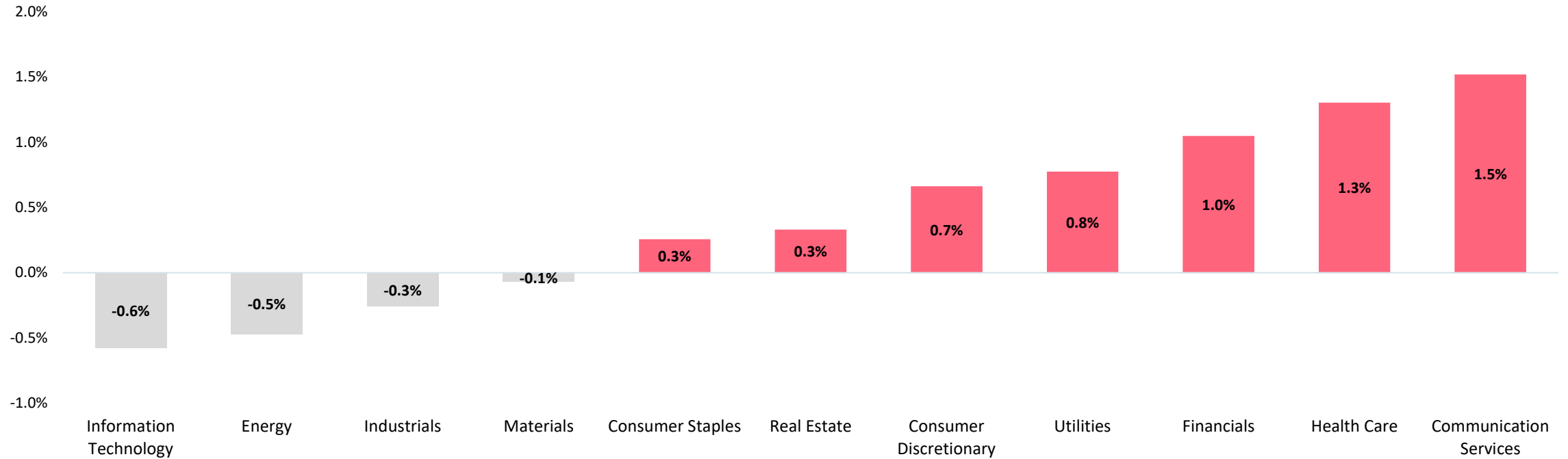
The reference to specific securities, sectors, or markets within this material does not constitute investment advice, or a recommendation or an offer to buy or to sell any security, or an offer of services.

YTD – SECTOR VIEW

Figures refer to previous years. Past performance does not guarantee future results.

Ostrum Global MinVol Equity

Sector contribution to the fund's YTD gross relative performance

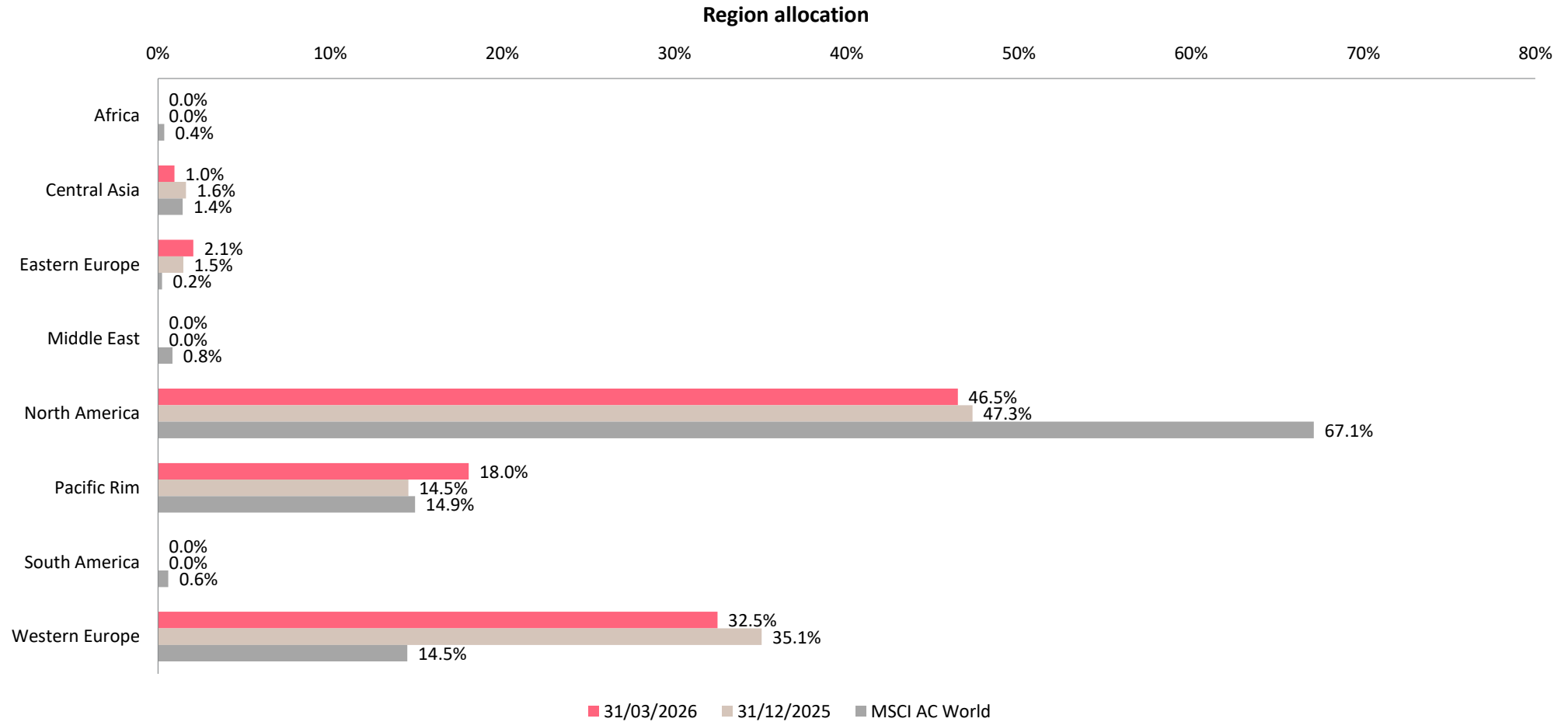


Source: Ostrum AM, Factset. As of 31/03/2026. Benchmark: MSCI ACWI NR EUR. More information on the index available on: <https://www.msci.com/indexes/index/89240>

Based on the fund's relative performance (gross of all fees) vs the MSCI ACWI NR EUR. The reference to specific securities, sectors, or markets within this material does not constitute investment advice, or a recommendation or an offer to buy or to sell any security, or an offer of services.

YTD – GEOGRAPHIC VIEW

Ostrum Global MinVol Equity



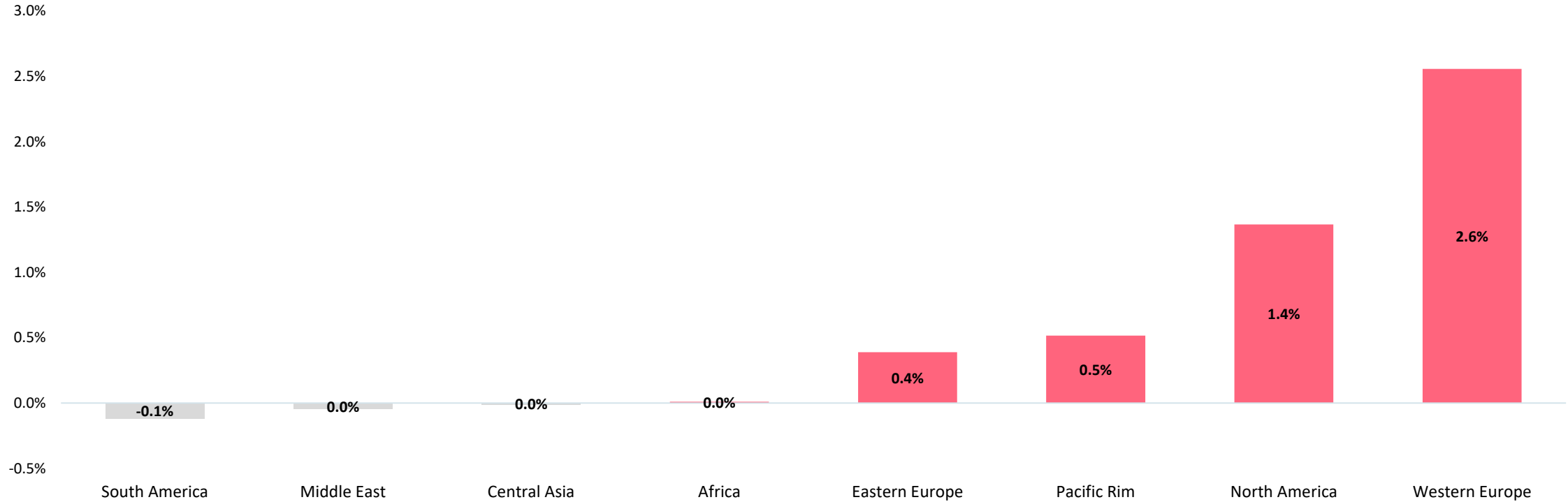
Source: Ostrum AM, Factset As of 31/03/2026. Benchmark: MSCI ACWI NR EUR. More information on the index available on: <https://www.msci.com/indexes/index/89240>

YTD – GEOGRAPHIC VIEW

Figures refer to previous years. Past performance does not guarantee future results.

Ostrum Global MinVol Equity

Contributions by region to the fund's YTD relative performance













Source: Ostrum AM, Factset. As of 31/03/2026. Benchmark : MSCI ACWI NR EUR. More information on the index available on: <https://www.msci.com/indexes/index/892400>
Based on the fund's relative performance (gross of all fees) vs the MSCI ACWI NR EUR.

YTD - CONTRIBUTORS TO GROSS RELATIVE PERFORMANCE

Figures refer to previous years. Past performance does not guarantee future results.

Ostrum Global MinVol Equity

Name	Average weight (%)	Gross performance (%)	Relative contribution (%)
Royal KPN NV	1.3	20.8	 0.3
Royalty Pharma Plc Class A	1.0	27.2	 0.3
TotalEnergies SE	0.7	46.7	 0.3
Johnson & Johnson	1.6	20.8	 0.2
Quest Diagnostics Incorporated	1.4	15.5	 0.2
Subtotal			
Chevron Corporation	0.0	39.3	-0.1 
CGI Inc. Class A	0.3	-19.6	-0.2 
Tyler Technologies, Inc.	0.2	-23.1	-0.2 
Exxon Mobil Corporation	0.0	44.4	-0.3 
General Mills, Inc.	1.1	-17.6	-0.3 

Source: Ostrum AM, Factset. As of 31/03/2026, Benchmark : MSCI ACWI NR EUR. More information on the index available on: <https://www.msci.com/indexes/index/892400>

Based on the fund's relative performance (gross of all fees) vs the MSCI ACWI NR EUR. The reference to specific securities, sectors, or markets within this material does not constitute investment advice, or a recommendation or an offer to buy or to sell any security, or an offer of services.

TOP 10 HOLDINGS

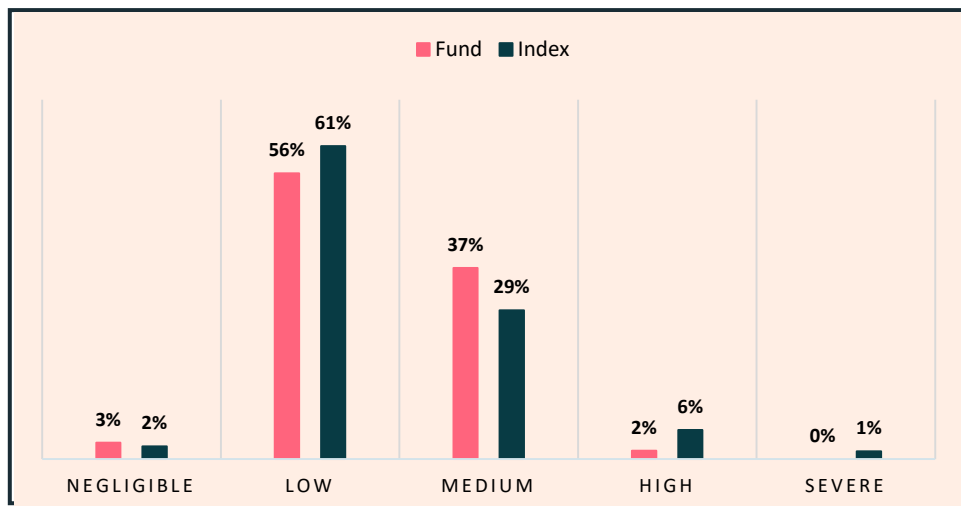
Ostrum Global MinVol Equity

	Positions	Industry Group	Country	Weight (in %)
1	Microsoft Corporation	Software & Services	UNITED STATES	2.67
2	McDonald's Corporation	Consumer Services	UNITED STATES	2.12
3	Coca-Cola Company	Food Beverage & Tobacco	UNITED STATES	2.03
4	OBIC Co., Ltd.	Software & Services	JAPAN	1.87
5	Johnson & Johnson	Pharmaceuticals Biotechnology & Life Sciences	UNITED STATES	1.78
6	OTSUKA CORPORATION	Software & Services	JAPAN	1.76
7	Swiss Prime Site AG	Real Estate Management & Development	SWITZERLAND	1.72
8	Cboe Global Markets Inc	Financial Services	UNITED STATES	1.61
9	Euronext NV	Financial Services	NETHERLANDS	1.56
10	Royal KPN NV	Telecommunication Services	NETHERLANDS	1.43

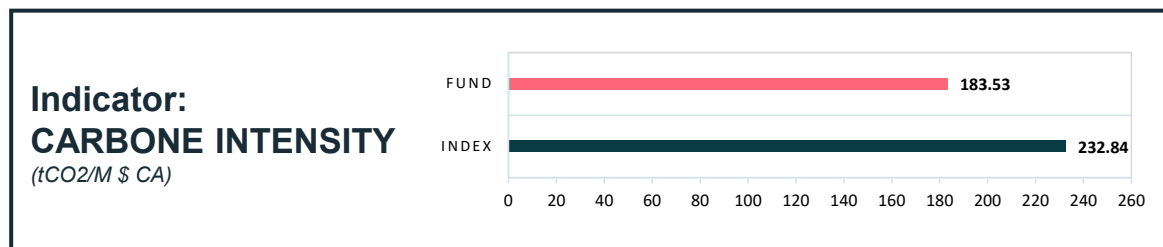
Source: Ostrum AM, Factset. As of 31/03/2026, Industry Group (GICS): A more detailed classification within a sector, grouping companies with similar activities or products. (The GICS® is a sector analysis framework that helps investors understand the core activities of companies worldwide.) The reference to specific securities, sectors, or markets within this material does not constitute investment advice, or a recommendation or an offer to buy or to sell any security, or an offer of services

ESG REPORT – OSTRUM GLOBAL MINVOL EQUITY


ESG risk category



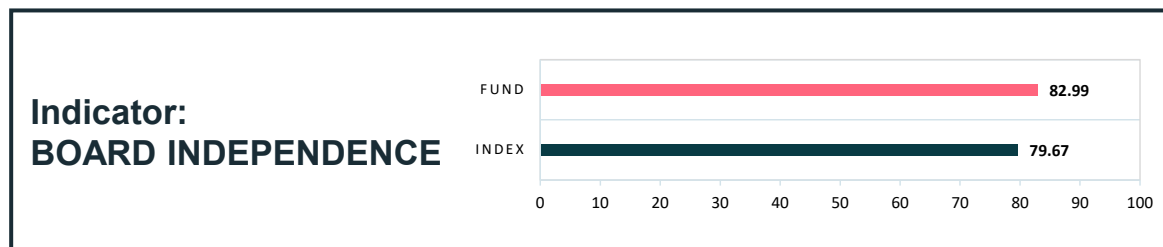
Environnement



ESG Risk Score



Governance



ESG Risk Category - Reading grid

Negligible: 0-9.99 Negligible financial impact of ESG issues on the portfolio	Low: 10-19.99 Low financial impact of ESG issues on the low portfolio	Medium: 20-29.99 Moderate financial impact of ESG issues on the moderate portfolio	High: 30-39.99 High financial impact of ESG issues on the high portfolio	Severe: > 40 Severe financial impact of ESG issues on the portfolio
--	--	---	---	--

Each category captures a level of material financial impacts driven by ESG factors. The rating is rendered on a 0-100 scale, where lower scores are better, with 0 indicating that a company has no unmanaged ESG Risk.

Source: Ostrum AM, Sustainalytics, MSCI, Trucost As of 31/03/2026.

Benchmark: Benchmark: MSCI ACWI NR EUR. More information on the index available on: <https://www.msci.com/indexes/index/892400>. Carbone intensity: ratio of carbon emissions (Tonne CO2e) to the company's turnover (USD million). Aggregated at the portfolio level, this measure is the weighted average of the "carbon intensities" of the portfolio's issuers. Data from external sources and unaudited information and may require subsequent modifications. No responsibility or liability is accepted by Ostrum AM for the adequacy, accuracy, completeness or reasonableness of such information. Board Independence: this factor indicates the percentage of board members who meet independence criteria; the higher the percentage, the better the governance. The content of this document is sourced from information deemed reliable by Ostrum AM. However, Ostrum AM cannot guarantee the absolute reliability, completeness, and accuracy of the information, particularly from external sources (data providers).

REFERENCE AND DEALING INFORMATION

Fund name	Ostrum Global MinVol Equity
Reference Index	MSCI ACWI NET TOTAL RETURN EUR INDEX
Fund Inception date	18-Oct-2011
Legal structure and domicile	Sub-fund of the Natixis AM Funds SICAV domiciled in Luxembourg and authorized by the financial regulator, the CSSF as a UCITS
Administrator / custodian	FNL LUXEMBOURG COMPTA-CACEIS FASTNET
Auditor	KPMG Société Coopérative - Luxembourg
Management company	Natixis IM International
Investment horizon	5 Years
Investment manager	Ostrum Asset Management
Portfolio manager(s)	Nicolas Just, CFA®, Juan Sebastian Caicedo, CFA®
Registrations	France, Singapore, Germany, Italy, Luxembourg, Netherlands, Spain, Switzerland, United Kingdom, Belgium, Portugal
ISIN, Bloomberg code	I/A (EUR) LU0935230671 – NATMVM I LX Equity
Dealing frequency	Daily
Cutoff time	D at 13:30 Luxembourg
Settlement date	D+2

Fees and minimums

Share class	Ongoing costs (PRIIPS), %	Maximum sales charge, %	Minimum initial investment	Redemption charge / CDSC	Performance Fee *
I	0.76%	0.00%	50000 EUR	0%	0%
M	0.41%	0.00%	20000000 EUR	0%	0%
N	0.90%	4.00%	N/A	0%	0%
N1	0.76%	0.00%	500000 EUR	0%	0%
R	1.85%	4.00%	N/A	0%	0%
RE	2.55%	3.00%	N/A	0%	0%
SI	0.46%	0.00%	25000000 EUR	0%	0%

Not all share classes mentioned above are registered in all jurisdictions.

* % of the outperformance net of fixed management fees.

This material is provided for information purposes only, and its distribution may be restricted in certain countries and to certain types of investors. The Fund may not be offered or sold in the U.S., to citizens or residents of the U.S., or in any other country or jurisdiction where it would be unlawful to offer or sell the Fund.

NATIXIS INVESTMENT MANAGERS INTERNATIONAL - French Public Limited liability company with board of Directors (Société Anonyme). Share capital : €94 127 658,48. RCS Paris : 329 450 738. Regulated by the Autorité des Marchés Financiers (AMF) under no. GP 90-009. 43 avenue Pierre Mendès France 75013 Paris. www.im.natixis.com

OSTRUM ASSET MANAGEMENT - An affiliate of Natixis Investment Managers. French Public Limited liability company with board of Directors. Share capital €50 938 997. Regulated by the Autorité des Marchés Financiers (AMF) under no. GP 18000014. RCS Paris n° 525 192 753. 43 avenue Pierre Mendès France 75013 Paris, France. www.ostrum.com.

Please read the Prospectus and Key Information Document carefully before investing. If the fund is registered in your jurisdiction, these documents are also available free of charge and in the official language of the country of registration at the Natixis Investment Managers offices (im.natixis.com) and the paying agents: Germany: Caceis Bank Deutschland GmbH, Lilienthalallee 34 - 36, D-80939 München, Germany, UK: Société Générale London Branch, Société Générale Securities Services Custody London, 9th Floor Exchange House 12 Primrose Street, EC2A 2EG London, Belgium: Caceis Belgium SA, Avenue du Port 86 C b320 B-1000 Brussels, France: Caceis Bank France, 1-3, Place Valhubert 75013 Paris, Italy: State Street Bank S.P.A., Via Ferrante Aporti, 10 20125 Milan All Funds Bank S.A., Via Santa Margherita 7, 20121 Milano, Luxembourg: Caceis Bank Luxembourg, 5, allée Scheffer L-2520 Luxembourg, Netherlands: Caceis Netherlands N.V., De Ruyterkade 6-i 1013 AA Amsterdam, Switzerland: RBC Dexia Investor Services Bank S.A., Badenerstrasse 567, CH-8048 Zurich.

For more information about potential charges such as charges relating to excessive trading or market-timing practices please refer to the Fund's prospectus and the KID.

FUND RISKS

Ostrum Global MinVol Equity

PRIIPs SRI: 3

The “Summary Risk Indicator” (SRI), as defined by the PRIIPs regulation, is a risk measure based on both market risk and credit risk. It is based on the assumption that you stay invested in the fund for the recommended holding period. It is calculated periodically and may change over time. The indicator is presented on a numerical scale from 1 (the lowest risk) to 7 (the highest risk).

Be aware of currency risk. The currency of this Product may be different from that of your country. As you may receive payments in the currency of this Product and not that of your country, the final return you will get will depend on the exchange rate between these two currencies. This risk is not considered in the indicator shown above.

Other risks materially relevant to the Product not included in the summary risk indicator: Stock Connect

Sustainability risk

The Fund is subject to sustainability risks as defined in the Regulation 2019/2088 (article 2(22)) by environmental, social or governance event or condition that, if it occurs, could cause an actual or a potential material negative impact on the value of the investment. More information on the framework related to the incorporation of Sustainability can be found on the website of the Management Company and the Delegated Investment Manager.

Further investment risks are set out in the "Principal risks" section of the Prospectus.

DISCLAIMER

Swing Pricing

In order to protect fund's shareholders, a methodology of adjustment of the Net Asset Value is implemented, including a trigger threshold. It is not possible to precisely forecast if this mechanism will be applied in the future, neither the frequency at which the management company will implement these adjustments.

More information on this methodology called "swing pricing" on our website www.ostrum.com.

Redemption cap mechanism ("Gates")

The management company may implement the so-called "Gates" mechanism to spread out redemption requests from the Fund's investors over several net asset values, if they exceed a certain level, determined objectively. It may decide not to execute all redemptions at a single net asset value, regardless of the implementation of the management strategy, in the event of "unusual" market conditions that degrade liquidity in financial markets and if it is in the best interest of the investors.

More information on this methodology called "swing pricing" on our website www.ostrum.com.

OSTRUM ASSET MANAGEMENT

Legal information

This document is intended for professional clients in accordance with MIFID II. It may not be used for any purpose other than that for which it was conceived and may not be copied, distributed or communicated to third parties, in part or in whole, without the prior written authorization of Ostrum Asset Management.

None of the information contained in this document should be interpreted as having any contractual value. This document is produced purely for the purposes of providing indicative information. This document consists of a presentation created and prepared by Ostrum Asset Management based on sources it considers to be reliable. The analyses and opinions referenced herein represent the subjective views of the author(s) as referenced, are as of the date shown and are subject to change without prior notice. There can be no assurance that developments will transpire as may be forecasted in this material. This simulation was carried out for indicative purposes, on the basis of hypothetical investments, and does not constitute a contractual agreement from the part of Ostrum AM.

Ostrum Asset Management reserves the right to modify the information presented in this document at any time without notice, and in particular anything relating to the description of the investment process, which under no circumstances constitutes a commitment from Ostrum Asset Management.

Ostrum Asset Management will not be held responsible for any decision taken or not taken on the basis of the information contained in this document, nor in the use that a third party might make of the information. Figures mentioned refer to previous years. Past performance does not guarantee future results. Any reference to a ranking, a label, a rating and/or an award provides no guarantee for future performance and is not constant over time.

The fund mentioned in this document has received the approval of the Luxembourg Commission de Surveillance du Secteur Financier (CSSF) and / or Autorité des Marchés Financiers (AMF), or has otherwise received authorisation to be marketed in France possibly in other countries where its sale is not contrary to local legislation. Prior to any investment, investors must check that they are legally authorised to invest in the fund. The analyses and opinions referenced herein represent the subjective views of the author(s) as referenced, are as of the date shown and are subject to change without prior notice. There can be no assurance that developments will transpire as may be forecasted in this material. This simulation was carried out for indicative purposes, on the basis of hypothetical investments, and does not constitute a contractual agreement from the part of Ostrum AM.

The characteristics, fees and risk return profile connected to investment in a fund are described in the Key Information Document (KID) of this fund. The KID and periodic documents are available from Ostrum Asset Management upon request. In the case of funds that qualify for a special tax status, we remind potential investors that the special tax conditions depend on the individual situation of each customer and that such conditions may be subject to future modification.

To obtain a summary of investor rights in the official language of your jurisdiction, please consult the legal documentation section of the website www.ostrum.com.

Ostrum AM's sector and exclusion policies are available at: <https://www.ostrum.com/en/our-sector-policies>

Ostrum Asset Management voting and engagement policy is available on its website : www.ostrum.com

Ostrum Asset Management

Asset management company regulated by AMF under n° GP-18000014 – Limited company with a share capital of 50 938 997 euros – Trade register n°525 192 753 Paris VAT: FR 93 525 192 753 – Registered Office: 43, avenue Pierre Mendès-France, 75013 Paris – www.ostrum.com

ADDITIONAL NOTES

This material has been provided for information purposes only to investment service providers or other Professional Clients, Qualified or Institutional Investors and, when required by local regulation, only at their written request. This material must not be used with Retail Investors. It is the responsibility of each investment service provider to ensure that the offering or sale of fund shares or third party investment services to its clients complies with the relevant national law.

Please read the Prospectus and Key Information Document carefully before investing. If the fund is registered in your jurisdiction, these documents are also available free of charge and in the official language of the country of registration at the Natixis Investment Managers website (im.natixis.com/intl/intl-fund-documents).

To obtain a summary of investor rights in the official language of your jurisdiction, please consult the legal documentation section of the website (im.natixis.com/intl/intl-fund-documents).

In the E.U.: Provided by Natixis Investment Managers International or one of its BRANCH offices listed below. Natixis Investment Managers International is a portfolio management company authorized by the Autorité des Marchés Financiers (French Financial Markets Authority - AMF) under no. GP 90-009, and a simplified joint-stock company (société par actions simplifiée - SAS) registered in the Paris Trade and Companies Register under no. 329 450 738, Registered office: 43 avenue Pierre Mendès France, 75013 Paris. **Germany:** Natixis Investment Managers International, Zweigniederlassung Deutschland (Registration number: HRB 129507). Registered office: Senckenberganlage 21, 60325 Frankfurt am Main. **Italy:** Natixis Investment Managers International Succursale Italiana (Registration number: MI-2637562). Registered office: Via Adalberto Catena, 4, 20121 Milan, Italy. **Netherlands:** Natixis Investment Managers International, Dutch BRANCH (Registration number: 000050438298), Registered office: Stadsplateau 7, 3521AZ Utrecht, the Netherlands. **Spain:** Natixis Investment Managers International S.A., Sucursal en España (Registration number: NIF W0232616C), Registered office: Serrano n°90, 6th Floor, 28006 Madrid, Spain. **Luxembourg:** Natixis Investment Managers International, Luxembourg BRANCH (Registration number: B283713), Registered office: 2, rue Jean Monnet, L-2180 Luxembourg, Grand Duchy of Luxembourg. **Belgium:** Natixis Investment Managers International, Belgian BRANCH (Registration number: 1006.931.462), Gare Maritime, Rue Picard 7, Bte 100, 1000 Bruxelles, Belgium.

In Switzerland: Provided for information purposes only by Natixis Investment Managers, Switzerland Sàrl (Registration number: CHE-114.271.882), Rue du Vieux Collège 10, 1204 Geneva, Switzerland or its representative office in Zurich, Schweizergasse 6, 8001 Zürich.

In the British Isles: Provided by Natixis Investment Managers UK Limited which is authorised and regulated by the UK Financial Conduct Authority (FCA firm reference no. 190258) - registered office: Natixis Investment Managers UK Limited, Level 4, Cannon Bridge House, 25 Dowgate Hill, London, EC4R 2YA. When permitted, the distribution of this material is intended to be made to persons as described as follows: **in the United Kingdom:** this material is intended to be communicated to and/or directed at investment professionals and professional investors only; **in Ireland:** this material is intended to be communicated to and/or directed at professional investors only; **in Guernsey:** this material is intended to be communicated to and/or directed at only financial services providers which hold a license from the Guernsey Financial Services Commission; **in Jersey:** this material is intended to be communicated to and/or directed at professional investors only; **in the Isle of Man:** this material is intended to be communicated to and/or directed at only financial services providers which hold a license from the Isle of Man Financial Services Authority or insurers authorised under section 8 of the Insurance Act 2008.

In the DIFC: Provided in and from the DIFC financial district by Natixis Investment Managers Middle East (DIFC BRANCH) which is regulated by the DFSA. Related financial products or services are only available to persons who have sufficient financial experience and understanding to participate in financial markets within the DIFC, and qualify as Professional Clients or Market Counterparties as defined by the DFSA. No other Person should act upon this material. Registered office: Unit L10-02, Level 10, ICD Brookfield Place, DIFC, PO Box 506752, Dubai, United Arab Emirates

In Taiwan: Provided by Natixis Investment Managers Securities Investment Consulting (Taipei) Co., Ltd., a Securities Investment Consulting Enterprise regulated by the Financial Supervisory Commission of the R.O.C. Registered address: 34F., No. 68, Sec. 5, Zhongxiao East Road, Xinyi Dist., Taipei City 11065, Taiwan (R.O.C.), license number 2020 FSC SICE No. 025, Tel. +886 2 8789 2788.

In Singapore: Provided by Natixis Investment Managers Singapore Limited (NIM Singapore) having office at 5 Shenton Way, #22-05/06, UIC Building, Singapore 068808 (Company Registration No. 199801044D) to distributors and qualified investors for information purpose only. NIM Singapore is regulated by the Monetary Authority of Singapore under a Capital Markets Services Licence to conduct fund management activities and is an exempt financial adviser. Mirova Division (Business Name Registration No.: 53431077W) and Ostrum Division (Business Name Registration No.: 53463468X) are part of NIM Singapore and are not separate legal entities. This advertisement or publication has not been reviewed by the Monetary Authority of Singapore.

In Hong Kong: Provided by Natixis Investment Managers Hong Kong Limited to professional investors for information purpose only.

In Australia: Provided by Natixis Investment Managers Australia Pty Limited (ABN 60 088 786 289) (AFSL No. 246830) and is intended for the general information of financial advisers and wholesale clients only.

In Korea: Provided by Natixis Investment Managers Korea Limited (Registered with Financial Services Commission for General Private Collective Investment Business) to distributors and qualified investors for information purpose only.

ADDITIONAL NOTES

In New Zealand: This document is intended for the general information of New Zealand wholesale investors only and does not constitute financial advice. This is not a regulated offer for the purposes of the Financial Markets Conduct Act 2013 (FMCA) and is only available to New Zealand investors who have certified that they meet the requirements in the FMCA for wholesale investors. Natixis Investment Managers Australia Pty Limited is not a registered financial service provider in New Zealand.

In Colombia: Provided by Natixis Investment Managers International Oficina de Representación (Colombia) to professional clients for informational purposes only as permitted under Decree 2555 of 2010. Any products, services or investments referred to herein are rendered exclusively outside of Colombia. This material does not constitute a public offering in Colombia and is addressed to less than 100 specifically identified investors.

In Latin America: Provided by Natixis Investment Managers International.

In Chile: Esta oferta privada se inicia el día de la fecha de la presente comunicación. La presente oferta se acoge a la Norma de Carácter General N°336 de la Superintendencia de Valores y Seguros de Chile. La presente oferta versa sobre valores no inscritos en el Registro de Valores o en el Registro de Valores Extranjeros que lleva la Superintendencia de Valores y Seguros, por lo que los valores sobre los cuales ésta versa, no están sujetos a su fiscalización. Que por tratarse de valores no inscritos, no existe la obligación por parte del emisor de entregar en Chile información pública respecto de estos valores. Estos valores no podrán ser objeto de oferta pública mientras no sean inscritos en el Registro de Valores correspondiente.

In Mexico: Provided by Natixis IM Mexico, S. de R.L. de C.V., which is not a regulated financial entity, securities intermediary, or an investment manager in terms of the Mexican Securities Market Law (Ley del Mercado de Valores) and is not registered with the Comisión Nacional Bancaria y de Valores (CNBV) or any other Mexican authority. Any products, services or investments referred to herein that require authorization or license are rendered exclusively outside of Mexico. While shares of certain ETFs may be listed in the Sistema Internacional de Cotizaciones (SIC), such listing does not represent a public offering of securities in Mexico, and therefore the accuracy of this information has not been confirmed by the CNBV. Natixis Investment Managers is an entity organized under the laws of France and is not authorized by or registered with the CNBV or any other Mexican authority. Any reference contained herein to "Investment Managers" is made to Natixis Investment Managers and/or any of its investment management subsidiaries, which are also not authorized by or registered with the CNBV or any other Mexican authority.

In Uruguay: Provided by Natixis IM Uruguay S.A. Office: San Lucar 1491, Montevideo, Uruguay, CP 11500. The sale or offer of any units of a fund qualifies as a private placement pursuant to section 2 of Uruguayan law 18,627.

In Brazil: Provided to a specific identified investment professional for information purposes only by Natixis Investment Managers International. This communication cannot be distributed other than to the identified addressee. Further, this communication should not be construed as a public offer of any securities or any related financial instruments. Natixis Investment Managers International is a portfolio management company authorized by the Autorité des Marchés Financiers (French Financial Markets Authority - AMF) under no. GP 90-009, and simplified joint-stock company (société par actions simplifiée – SAS) registered in the Paris Trade and Companies Register under no. 329 450 738. Registered office: 43 avenue Pierre Mendès France, 75013 Paris.

The above referenced entities are business development units of Natixis Investment Managers, the holding company of a diverse line-up of specialised investment management and distribution entities worldwide. The investment management subsidiaries of Natixis Investment Managers conduct any regulated activities only in and from the jurisdictions in which they are licensed or authorised. Their services and the products they manage are not available to all investors in all jurisdictions.

Although Natixis Investment Managers believes the information provided in this material to be reliable, including that from third party sources, it does not guarantee the accuracy, adequacy, or completeness of such information.

The provision of this material and/or reference to specific securities, sectors, or markets within this material does not constitute investment advice, or a recommendation or an offer to buy or to sell any security, or an offer of any regulated financial activity. **Investors should consider the investment objectives, risks and expenses of any investment carefully before investing.** The analyses, opinions, and certain of the investment themes and processes referenced herein represent the views of the individual(s) as of the date indicated. These, as well as the portfolio holdings and characteristics shown, are subject to change and cannot be construed as having any contractual value. There can be no assurance that developments will transpire as may be forecasted in this material. The analyses and opinions expressed by external third parties are independent and does not necessarily reflect those of Natixis Investment Managers. Any past performance information presented is not indicative of future performance.

This material may not be redistributed, published, or reproduced, in whole or in part.

All amounts shown are expressed in USD unless otherwise indicated.

Natixis Investment Managers may decide to terminate its marketing arrangements for this fund in accordance with the relevant legislation



Ostrum Asset Management

Asset management company regulated by AMF under n° GP-18000014

Limited company with a share capital of 50 938 997 euros

Trade register n°525 192 753 Paris – VAT: FR 93 525 192 753

Registered Office: 43, avenue Pierre Mendès-France, 75013 Paris – www.ostrum.com



An affiliate of  **NATIXIS**
INVESTMENT MANAGERS