

Ostrum Total Return Dynamic Fund (I/A)

Risk/return profile

April 30, 2026

	1 M	3 M	YtD	6 M	12 M	3 Y	5 Y
Performance (net of fees)	3,91%	-1,56%	-0,63%	-1,70%	4,30%	14,79%	6,02%
Return (annualized)				-3,38%	4,30%	4,70%	1,18%
Volatility				10,92%	9,00%	9,11%	8,53%
Sharpe ratio				-0,49	0,21	0,18	-0,07

Target return: EONIA + 600 bp
Target volatility: 6 to 9%

Equities : 0/100%, incl. 50% max. of emerging
FX: 0/100%

Modified Duration* : 0/12 , incl. 40% max. of emerging

Commentary

* For indicative purpose. Can be modified at any time by the asset manager

In April, financial markets posted a remarkable performance amidst a geopolitical context dominated by the war between the United States/Israel and Iran. Despite Donald Trump's threats to resume airstrikes following the Strait of Hormuz blockade and attacks on Qatari facilities that sent energy prices soaring (oil above \$100/barrel), risky assets advanced strongly. Stock indices saw substantial gains, with Nasdaq climbing 15.6% and S&P 500 by 10.4%, while Nikkei surged 14.3%. Long-term rates tightened slightly, but volatility clearly decreased. The dollar weakened, leading to an appreciation of the euro. This stock market rally occurs as the Fed maintained its status quo, with core inflation remaining moderate but a mixed growth picture, the Eurozone showing some resilience, China maintaining its growth driven by exports despite new inflationary signals, and the Bank of England facing uncertainties.

Fundamental model updates showed no major shifts; however, our MTI moved from "Risky" to "Neutral" territory in the US, Eurozone, and emerging markets. We have continued to reposition the fund towards the US market, adjusted emerging markets to less negative, bought into the Eurozone, the Australian market, and sold the FTSE and the Canadian market. Overall exposure has increased. Regarding rates, we reduced our duration during the month, primarily on the German and US curves, but also on the British and Australian ones. We increased it on Japanese rates, offering a reduction in volatility. We also exited our short OAT versus Bund position. Finally, we further strengthened our position on short-term US inflation-linked rates. We slightly reduced our Gold Producers position to take profits, and we maintained our position on the USD.

Markets remain supported for now, but Middle East tensions keep oil prices, inflation risks and volatility elevated. Central banks are likely to stay on hold, weighing still-resilient activity against renewed price pressure. After this good earnings season, the key question is whether the situation remains contained or starts to spill over broader risk sentiment and corporate margins.

Main exposures - last figures

April 30, 2026


Equities

Total		60,7%
1M	↑	11,8%
3M	↑	1,7%



Govies Exposure *

Total		6.68 / 105.9% *
1 M	↓	-1,97
3 M	↓	-0,08



Geographical breakdown

Eurozone	8,4%	North America	51,0%
EMU	8,4%	USA	51,0%
Europe ex-EUR	-8,1%	Canada	0,0%
UK	6,0%	Asia Pacific	12,1%
Swiss	-14,0%	Japan	10,9%
Europe Sectors	0,1%	Australia	1,0%
Basic res	2,1%	Singapore	0,3%
Europe	-2,0%	Hong Kong	-0,2%
		Emerging	-2,8%
		EM Asia	-3,2%
		EM LatAm	0,0%
		EM Europe	0,2%
		EM AME	0,2%

Yield Curve breakdown

	0/3Y	3/7Y	7Y+
TOTAL	0,40	1,35	4,66
Germany	0,05	0,27	1,53
France	0,01	0,03	0,17
Italy	0,01	0,01	0,12
Spain	-	0,03	0,05
Belgium	0,00	-	0,01
Netherlands	0,01	-	-
Austria	-	0,01	0,01
Other EZ	-	-	-
UK	0,01	0,02	0,55
Sweden	-	-	-
USA	0,37	0,46	1,96
Canada	-	0,07	0,22
Japan	0,01	0,52	0,59
Australia	-0,06	-0,08	-0,55

FX (ex EM)

Long	36,4%	FX (Single exposure >0.50%)	
Var° 1M	1,1%	USD	34,88%
Short	-26,2%	HKD	1,22%
Var° 1M	-1,8%	CHF	-0,99%
		CAD	-5,70%
		AUD	-6,12%
		GBP	-7,26%
		JPY	-7,47%

US Inflation Linked	0,27
EUR Inflation Linked	-

Credit (corporate)	0,0%
Emerging Bond	0,0%
Commodities**	0,0%

(**) exclusively through equity investment

Source : Ostrum AM. Figures mentioned refer to previous years. Past performance does not guarantee future results. This performance has been adjusted to show the various charges applicable to the fund as accurately as possible.

* Govies exposure represents the relationship between the Modified Duration of the fund, including Off-Balance Sheet instruments, and the Modified Duration of the market. It does not match with the weight of Government Bond assets in the portfolio.

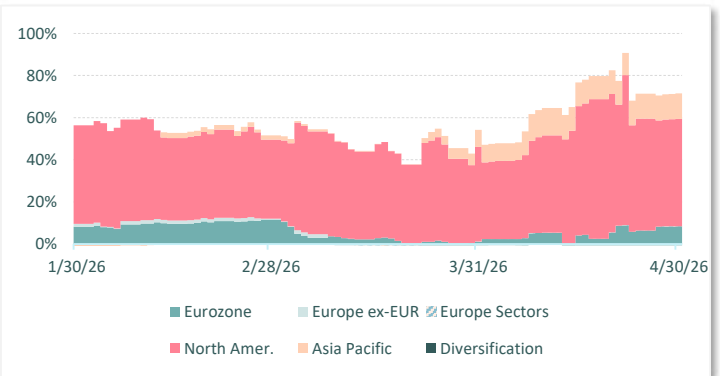
Ostrum Total Return Dynamic Fund (I/A)

Main exposures - evolution

April 30, 2026

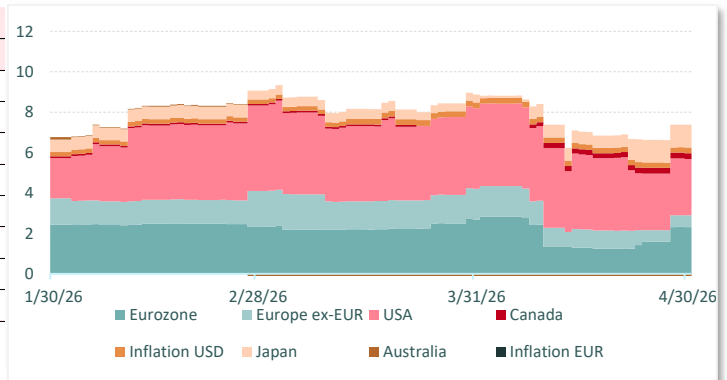
Equities

	Jan 31, 2026	Mar 31, 2026	Apr 30, 2026
TOTAL	59,1%	48,9%	60,7%
Eurozone	8,1%	1,1%	8,4%
Europe ex-EUR	1,5%	-0,9%	-8,1%
Europe Sectors	-	0,0%	0,1%
North Amer.	46,8%	44,9%	51,0%
Asia Pacific	-5,4%	8,1%	12,1%
EM Asia	6,5%	-3,6%	-3,2%
EM LatAm	0,2%	-0,1%	0,0%
EM Europe	0,6%	-0,3%	0,2%
EM AME	0,8%	-0,4%	0,2%
Diversification	-	-	-

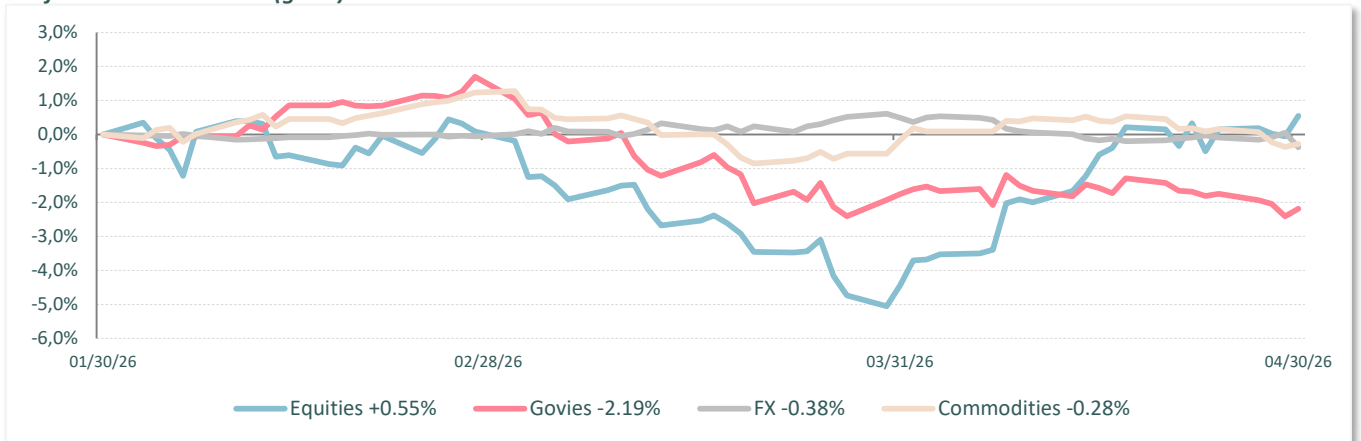


Govies Exposure *

	Jan 31, 2026	Mar 31, 2026	Apr 30, 2026
TOTAL	6,76	8,65	6,68
Eurozone	2,43	2,69	2,31
Europe ex-EUR	1,30	1,51	0,58
USA	2,00	4,00	2,80
Canada	0,09	-0,00	0,29
Japan	0,62	0,39	1,13
Australia	0,11	-0,22	-0,69
Inflation EUR	-	-	-
Inflation USD	0,21	0,29	0,27



Performance Attribution (gross)



* Govies exposure represents the relation between the Modified Duration of the fund, including Off-Balance Sheet instruments, and the Modified Duration of the Citigroup World Government Bond Index. It does not match with the weight of Government Bond assets in the portfolio.

Source : Ostrum AM. Figures mentioned refer to previous years. Past performance does not guarantee future results. This performance has been adjusted to show the various charges applicable to the fund as accurately as possible.

Ostrum Total Return Dynamic Fund (I/A)

Management company	Natixis Investment Managers International	
Delegated Management company	Ostrum Asset Management	
Custodian	Brown Brothers Harriman	
Legal form	Sub-fund of the Luxembourg-domiciled Natixis AM Funds SICAV	
UCITS/AIF	UCITS	
Sub-fund inception date	25 January 2017	
Performance start date	25 March 2011	
Recommended investment horizon	5 years	
ISIN	I share LU1335434814	R share LU1335435464
Reference currency	EUR	
Income allocation	Accumulation	
All-In Fees (p.a.)	0,8%	1,6%
Minimum initial subscription	€50,000	None
Minimum holding	One share	None
Maximum subscription fee including taxes (1)	None	3%
Maximum redemption fee including taxes	None	
Performance fee including taxes(with High Water Mark)	20% of performance above daily-capitalized €STR + 6%	
Minimum share fraction	One ten-thousandth	
Net Asset Value calculation	Every business day in both Luxembourg and France	
Cut-off time	D 1.30pm (Luxembourg time)	

Extracted from the sub-fund's prospectus. (1) Not paid to the sub-fund. Basis: net assets. Other share classes are available. Please refer to the sub-fund's legal documentation.

⁽¹⁾ Basis: net asset

Seeyond Multi Asset Diversified Growth Fund is mainly exposed to the following risks: loss of capital, debt securities, interest rate, credit, counterparty, liquidity, securities (up to 100%), leverage, exchange rate, financial derivative instruments and emerging markets.

OSTRUM ASSET MANAGEMENT

Legal information

This document is intended for professional clients in accordance with MIFID II. It may not be used for any purpose other than that for which it was conceived and may not be copied, distributed or communicated to third parties, in part or in whole, without the prior written authorization of Ostrum Asset Management.

None of the information contained in this document should be interpreted as having any contractual value. This document is produced purely for the purposes of providing indicative information. This document consists of a presentation created and prepared by Ostrum Asset Management based on sources it considers to be reliable. The analyses and opinions referenced herein represent the subjective views of the author(s) as referenced, are as of the date shown and are subject to change without prior notice. There can be no assurance that developments will transpire as may be forecasted in this material. This simulation was carried out for indicative purposes, on the basis of hypothetical investments, and does not constitute a contractual agreement from the part of Ostrum AM.

Ostrum Asset Management reserves the right to modify the information presented in this document at any time without notice, and in particular anything relating to the description of the investment process, which under no circumstances constitutes a commitment from Ostrum Asset Management.

Ostrum Asset Management will not be held responsible for any decision taken or not taken on the basis of the information contained in this document, nor in the use that a third party might make of the information. Figures mentioned refer to previous years. Past performance does not guarantee future results. Any reference to a ranking, a rating or an award provides no guarantee for future performance and is not constant over time. Reference to a ranking and/or an award does not indicate the future performance of the UCITS/AIF or the fund manager.

The fund mentioned in this document has received the approval of the Luxembourg Commission de Surveillance du Secteur Financier (CSSF) and / or Autorité des Marchés Financiers (AMF), or has otherwise received authorisation to be marketed in France possibly in other countries where its sale is not contrary to local legislation. Prior to any investment, investors must check that they are legally authorised to invest in the fund ». The analyses and opinions referenced herein represent the subjective views of the author(s) as referenced, are as of the date shown and are subject to change without prior notice. There can be no assurance that developments will transpire as may be forecasted in this material. This simulation was carried out for indicative purposes, on the basis of hypothetical investments, and does not constitute a contractual agreement from the part of Ostrum AM.

The characteristics, fees and risk return profile connected to investment in a fund are described in the Key Information Investor Document (KIID) of this fund. The KIID and periodic documents are available from Ostrum Asset Management upon request. In the case of funds that qualify for a special tax status, we remind potential investors that the special tax conditions depend on the individual situation of each customer and that such conditions may be subject to future modification.

To obtain a summary of investor rights in the official language of your jurisdiction, please consult the legal documentation section of the website www.ostrum.com.

Under Ostrum Asset Management's social responsibility policy, and in accordance with the treaties signed by the French government, the funds directly managed by Ostrum Asset Management do not invest in any company that manufactures, sells or stocks anti-personnel mines and cluster bombs.

Ostrum Asset Management voting and engagement policy as well as transparency code are available on its website : www.ostrum.com

Ostrum Asset Management

Asset management company regulated by AMF under n° GP-18000014 – Limited company with a share capital of 50 938 997 euros – Trade register n°525 192 753 Paris VAT: FR 93 525 192 753 – Registered Office: 43, avenue Pierre Mendès-France, 75013 Paris – www.ostrum.com

Ostrum Total Return Dynamic Fund (I/A)

Additional notes

This material has been provided for information purposes only to investment service providers or other Professional Clients, Qualified or Institutional Investors and, when required by local regulation, only at their written request. This material must not be used with Retail Investors.

To obtain a summary of investor rights in the official language of your jurisdiction, please consult the legal documentation section of the website (im.natixis.com/intl/intl-fund-documents)

In the E.U.: Provided by Natixis Investment Managers International or one of its branch offices listed below. Natixis Investment Managers International is a portfolio management company authorized by the Autorité des Marchés Financiers (French Financial Markets Authority - AMF) under no. GP 90-009, and a public limited company (société anonyme) registered in the Paris Trade and Companies Register under no. 329 450 738. Registered office: 43 avenue Pierre Mendès France, 75013 Paris. Italy: Natixis Investment Managers International Succursale Italiana, Registered office: Via San Clemente 1, 20122 Milan, Italy. Netherlands: Natixis Investment Managers International, Netherlands (Registration number 000050438298). Registered office: Stadsplateau 7, 3521AZ Utrecht, the Netherlands. Spain: Natixis Investment Managers International S.A., Sucursal en España, Serrano n°90, 6th Floor, 28006 Madrid, Spain. Sweden: Natixis Investment Managers International, Nordics Filial (Registration number 516412-8372- Swedish Companies Registration Office). Registered office: Kungsgatan 48 5tr, Stockholm 111 35, Sweden. Or,

Provided by Natixis Investment Managers S.A. or one of its branch offices listed below. Natixis Investment Managers S.A. is a Luxembourg management company that is authorized by the Commission de Surveillance du Secteur Financier and is incorporated under Luxembourg laws and registered under n. B 115843. Registered office of Natixis Investment Managers S.A.: 2, rue Jean Monnet, L-2180 Luxembourg, Grand Duchy of Luxembourg. Germany: Natixis Investment Managers S.A., Zweigniederlassung Deutschland (Registration number: HRB 88541). Registered office: Senckenberganlage 21, 60325 Frankfurt am Main. Belgium: Natixis Investment Managers S.A., Belgian Branch, Gare Maritime, Rue Picard 7, Bte 100, 1000 Bruxelles, Belgium.

In Switzerland: Provided for information purposes only by Natixis Investment Managers, Switzerland Sàrl, Rue du Vieux Collège 10, 1204 Geneva, Switzerland or its representative office in Zurich, Schweizergasse 6, 8001 Zürich.

In the British Isles: Provided by Natixis Investment Managers UK Limited which is authorised and regulated by the UK Financial Conduct Authority (register no. 190258) - registered office: Natixis Investment Managers UK Limited, One Carter Lane, London, EC4V 5ER. When permitted, the distribution of this material is intended to be made to persons as described as follows: in the United Kingdom: this material is intended to be communicated to and/or directed at investment professionals and professional investors only; in Ireland: this material is intended to be communicated to and/or directed at professional investors only; in Guernsey: this material is intended to be communicated to and/or directed at only financial services providers which hold a license from the Guernsey Financial Services Commission; in Jersey: this material is intended to be communicated to and/or directed at professional investors only; in the Isle of Man: this material is intended to be communicated to and/or directed at only financial services providers which hold a license from the Isle of Man Financial Services Authority or insurers authorised under section 8 of the Insurance Act 2008.

In the DIFC: Provided in and from the DIFC financial district by Natixis Investment Managers Middle East (DIFC Branch) which is regulated by the DFSA. Related financial products or services are only available to persons who have sufficient financial experience and understanding to participate in financial markets within the DIFC, and qualify as Professional Clients or Market Counterparties as defined by the DFSA. No other Person should act upon this material. Registered office: Unit L10-02, Level 10, JCD Brookfield Place, DIFC, PO Box 506752, Dubai, United Arab Emirates

In Taiwan: Provided by Natixis Investment Managers Securities Investment Consulting (Taipei) Co., Ltd., a Securities Investment Consulting Enterprise regulated by the Financial Supervisory Commission of the R.O.C. Registered address: 34F., No. 68, Sec. 5, Zhongxiao East Road, Xinyi Dist., Taipei City 11065, Taiwan (R.O.C.), license number 2020 FSC SICE No. 025, Tel. +886 2 8789 2788.

In Singapore: Provided by Natixis Investment Managers Singapore Limited (company registration no. 199801044D) to distributors and qualified investors for information purpose only.

In Hong Kong: Provided by Natixis Investment Managers Hong Kong Limited to professional investors for information purpose only.

In Australia: Provided by Natixis Investment Managers Australia Pty Limited (ABN 60 088 786 289) (AFSL No. 246830) and is intended for the general information of financial advisers and wholesale clients only.

In New Zealand: This document is intended for the general information of New Zealand wholesale investors only and does not constitute financial advice. This is not a regulated offer for the purposes of the Financial Markets Conduct Act 2013 (FMCA) and is only available to New Zealand investors who have certified that they meet the requirements in the FMCA for wholesale investors. Natixis Investment Managers Australia Pty Limited is not a registered financial service provider in New Zealand.

In Colombia: Provided by Natixis Investment Managers International Oficina de Representación (Colombia) to professional clients for informational purposes only as permitted under Decree 2555 of 2010. Any products, services or investments referred to herein are rendered exclusively outside of Colombia. This material does not constitute a public offering in Colombia and is addressed to less than 100 specifically identified investors.

In Latin America: Provided by Natixis Investment Managers International.

In Chile: Esta oferta privada se inicia el día de la fecha de la presente comunicación. La presente oferta se acoge a la Norma de Carácter General N° 336 de la Superintendencia de Valores y Seguros de Chile. La presente oferta versa sobre valores no inscritos en el Registro de Valores o en el Registro de Valores Extranjeros que lleva la Superintendencia de Valores y Seguros, por lo que los valores sobre los cuales ésta versa, no están sujetos a su fiscalización. Que por tratarse de valores no inscritos, no existe la obligación por parte del emisor de entregar en Chile información pública respecto de estos valores. Estos valores no podrán ser objeto de oferta pública mientras no sean inscritos en el Registro de Valores correspondiente.

In Mexico: Provided by Natixis IM Mexico, S. de R.L. de C.V., which is not a regulated financial entity, securities intermediary, or an investment manager in terms of the Mexican Securities Market Law (Ley del Mercado de Valores) and is not registered with the Comisión Nacional Bancaria y de Valores (CNBV) or any other Mexican authority. Any products, services or investments referred to herein that require authorization or license are rendered exclusively outside of Mexico. While shares of certain ETFs may be listed in the Sistema Internacional de Cotizaciones (SIC), such listing does not represent a public offering of securities in Mexico, and therefore the accuracy of this information has not been confirmed by the CNBV. Natixis Investment Managers is an entity organized under the laws of France and is not authorized by or registered with the CNBV or any other Mexican authority. Any reference contained herein to "Investment Managers" is made to Natixis Investment Managers and/or any of its investment management subsidiaries, which are also not authorized by or registered with the CNBV or any other Mexican authority.

In Uruguay: Provided by Natixis Investment Managers Uruguay S.A., a duly registered investment advisor, authorised and supervised by the Central Bank of Uruguay. Office: San Lucar 1491, Montevideo, Uruguay, CP 11500. The sale or offer of any units of a fund qualifies as a private placement pursuant to section 2 of Uruguayan law 18,627.

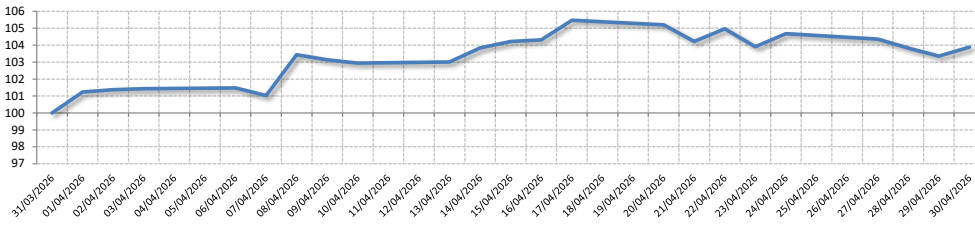
In Brazil: Provided to a specific identified investment professional for information purposes only by Natixis Investment Managers International. This communication cannot be distributed other than to the identified addressee. Further, this communication should not be construed as a public offer of any securities or any related financial instruments. Natixis Investment Managers International is a portfolio management company authorized by the Autorité des Marchés Financiers (French Financial Markets Authority - AMF) under no. GP 90-009, and a public limited company (société anonyme) registered in the Paris Trade and Companies Register under no. 329 450 738. Registered office: 43 avenue Pierre Mendès France, 75013 Paris.

The above referenced entities are business development units of Natixis Investment Managers, the holding company of a diverse line-up of specialised investment management and distribution entities worldwide. The investment management subsidiaries of Natixis Investment Managers conduct any regulated activities only in and from the jurisdictions in which they are licensed or authorised. Their services and the products they manage are not available to all investors in all jurisdictions. It is the responsibility of each investment service provider to ensure that the offering or sale of fund shares or third party investment services to its clients complies with the relevant national law.

The provision of this material and/or reference to specific securities, sectors, or markets within this material does not constitute investment advice, or a recommendation or an offer to buy or to sell any security, or an offer of any regulated financial activity. Investors should consider the investment objectives, risks and expenses of any investment carefully before investing. The analyses, opinions, and certain of the investment themes and processes referenced herein represent the views of the portfolio manager(s) as of the date indicated. These, as well as the portfolio holdings and characteristics shown, are subject to change. There can be no assurance that developments will transpire as may be forecasted in this material. The analyses and opinions expressed by external third parties are independent and does not necessarily reflect those of Natixis Investment Managers. Although Natixis Investment Managers believes the information provided in this material to be reliable, including that from third party sources, it does not guarantee the accuracy, adequacy, or completeness of such information. May not be redistributed, published, or reproduced, in whole or in part.

Amounts shown are expressed in USD unless otherwise indicated

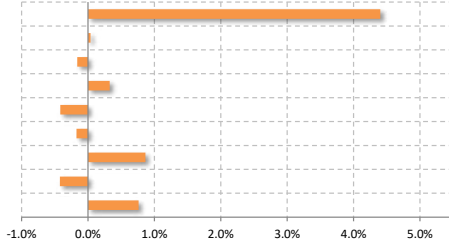
Total return From 31/03/2026 to 30/04/2026



From 31/03/2026 to 30/04/2026

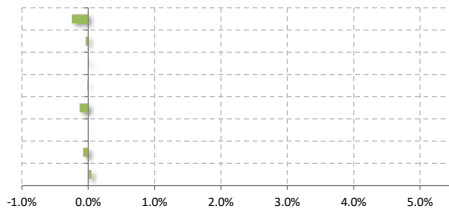
Equities

Market	Return
S&P500	4.40%
Toronto	0.04%
ESTOxx50	-0.16%
ftse100	0.33%
SMI	-0.42%
Asx200	-0.17%
Nikkei	0.87%
MSCI EM	-0.42%
Div.	0.76%



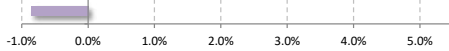
Bonds

Market	Return
US Tsy	-0.25%
Can GB	-0.04%
Bund	0.01%
Gilt	-0.01%
Jgb	-0.13%
Aust Gvt	0.00%
EU Periph	-0.08%
Div.	0.05%



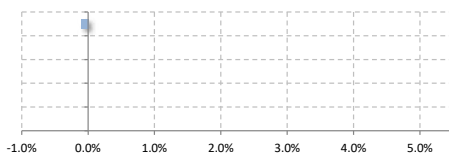
FX

FX	-0.86%
----	--------



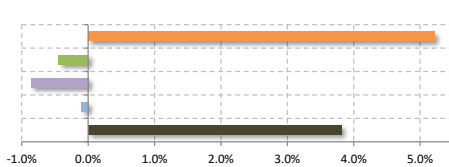
Commodities

Market	Return
Gold	-0.11%
Oil&Gas	0.00%
Ind. Metals	0.00%
Agric.	0.00%
Global	0.00%



TOTAL

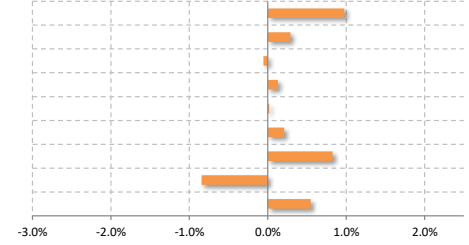
Asset C.	Return
Equities	5.22%
Bonds	-0.44%
FX	-0.86%
Commo	-0.11%
TOTAL	3.81%



From 31/12/2025 to 30/04/2026

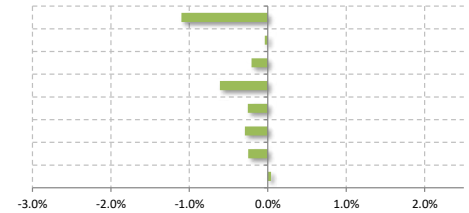
Equities

Market	Return
S&P500	0.97%
Toronto	0.29%
ESTOxx50	-0.05%
ftse100	0.13%
SMI	0.02%
Asx200	0.21%
Nikkei	0.83%
MSCI EM	-0.84%
Div.	0.55%



Bonds

Market	Return
US Tsy	-1.10%
Can GB	-0.04%
Bund	-0.21%
Gilt	-0.61%
Jgb	-0.25%
Aust Gvt	-0.29%
EU Periph	-0.25%
Div.	0.04%



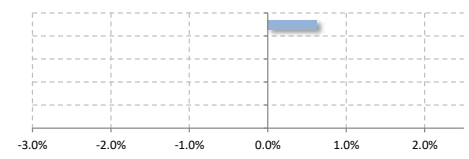
FX

FX	-0.37%
----	--------



Commodities

Market	Return
Gold	0.63%
Oil&Gas	0.00%
Ind. Metals	0.00%
Agric.	0.00%
Global	0.00%



TOTAL

Asset C.	Return
Equities	2.10%
Bonds	-2.71%
FX	-0.37%
Commo	0.63%
TOTAL	-0.36%

